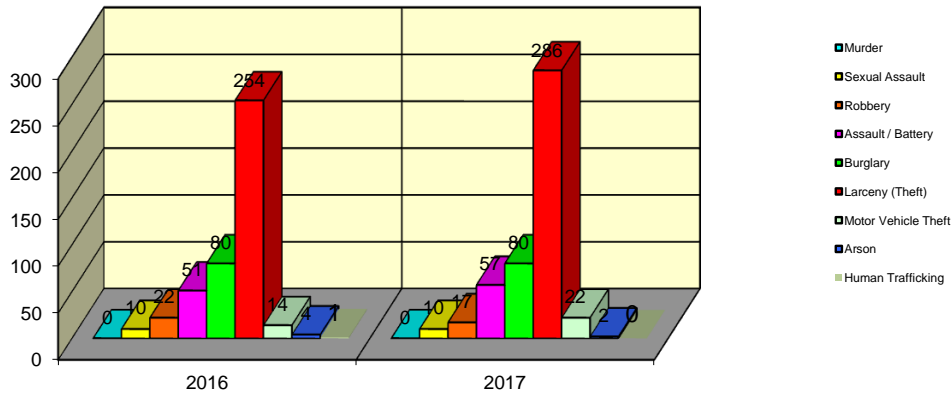


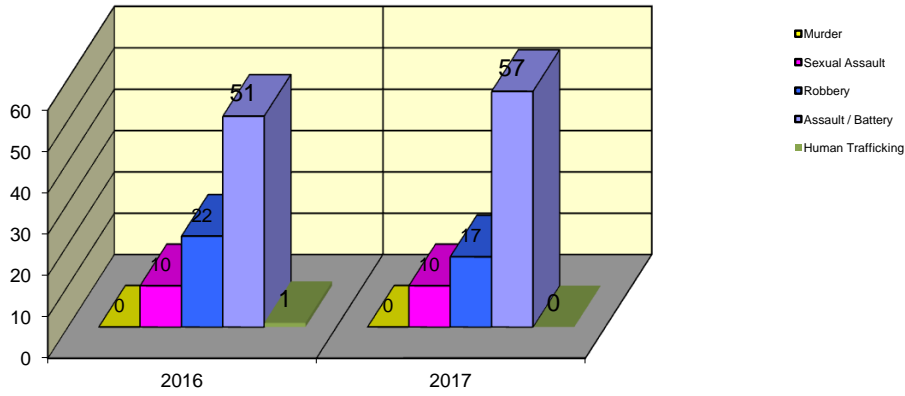
**CITY WIDE
PART I INDEX CRIMES BY OFFENSE HEADING
MONTHLY COMPARISON
JANUARY (FINAL 02-07-18)**

UCR	OFFENSE HEADING	2016		2017	
	MURDER		0		0
0110	Homicide - First Degree	0		0	
0130	Homicide - Second Degree	0		0	
	SEXUAL ASSAULT		10		10
0260	Sexual Assault - Criminal	8		8	
0261	Sexual Assault - Aggravated	1		2	
0262	Sexual Assault - Forcible Sodomy	0		0	
0280	Pred Criminal Sexual Assault Of A Child	1		0	
0281	Sexual Assault - With an Object	0		0	
	ROBBERY		22		17
0310	Robbery - Armed	0		0	
0320	Robbery - Criminal	0		0	
0330	Robbery - Aggravated	0		3	
0310	Robbery to Person - Armed	10		7	
0320	Robbery to Person - Criminal	11		5	
0330	Robbery to Person - Aggravated	0		0	
0325	Vehicular Hijacking	1		2	
0326	Vehicular Hijacking - Aggravated	0		0	
	AGG ASSAULT / AGG BATTERY		51		57
0410	Attempted Murder	0		1	
0410	Battery - Aggravated	15		21	
0480	Battery - Heinous	0		0	
0485	Battery to Child - Aggravated	0		1	
0488	Aggravated Domestic Battery	14		15	
0490	Ritual Mutilation	0		0	
0495	Battery to Senior Citizen - Aggravated	0		0	
0510	Assault - Aggravated	22		19	
	BURGLARY		80		80
0610	Burglary - Commercial	9		5	
0610	Burglary - Non Residential	16		20	
0625	Burglary - Residential	53		53	
0650	Home Invasion	2		2	
	THEFT (LARCENY)		254		286
0710	Theft from Motor Vehicle	5		2	
0720	Theft - Parts/Access of Motor Vehicle	7		5	
0730	Burglary - Parts/Access of Motor Vehicle	1		0	
0760	Burglary from Motor Vehicle	57		61	
0770	Vehicular Invasion (W/Intent To Commit Theft)	0		0	
0810	Theft - Over \$500	28		35	
0820	Theft - \$500 and Under	67		70	
0860	Theft - Retail	88		113	
0865	Theft - Delivery Container	0		0	
0870	Theft - Pocket Picking	0		0	
0880	Theft - Purse Snatching	0		0	
0890	Theft - From Building	0		0	
0895	Theft - Coin Operated Machine or Device	1		0	
	MOTOR VEHICLE THEFT		14		22
0910	Theft of Motor Vehicle	14		22	
	ARSON		4		2
1010	Arson - Criminal	2		0	
1025	Arson - Aggravated	2		1	
1310	Criminal Damage (By Fire Or Explosives)	0		1	
	HUMAN TRAFFICKING		1		0
1050	Commercial Sex Acts	1		0	
1055	Involuntary Servitude	0		0	
	GRAND TOTAL MONTH		436		474

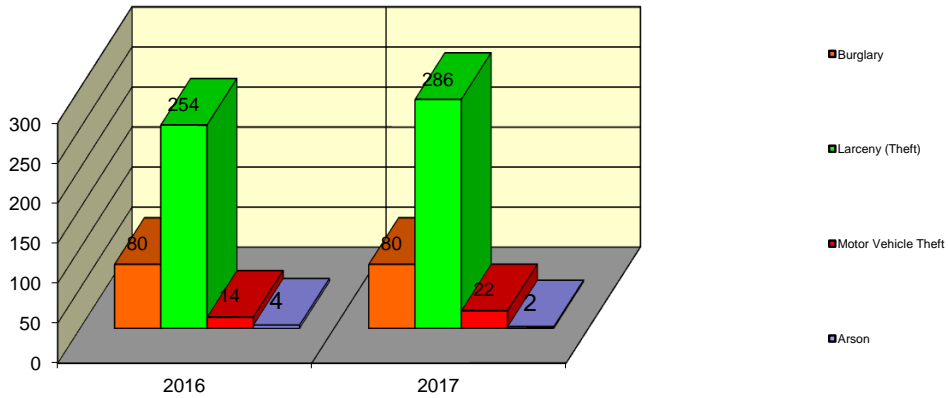
Springfield Police Department Part I Index Crimes - City Wide - Jan Comparison



Springfield Police Department Crimes Against Persons - City Wide - Jan Comparison



Springfield Police Department Crimes Against Property - City Wide - Jan Comparison



**CITY WIDE
PART I INDEX CRIMES BY OFFENSE HEADING
MONTHLY COMPARISON
JANUARY (FINAL 02-07-18)**

OFFENSE HEADING	2016	2017	CHANGE
Murder	0	0	0
Sexual Assault	10	10	0
Robbery	22	17	-5
Agg Assault / Agg Battery	51	57	6
Burglary	80	80	0
Theft (Larceny)	254	286	32
Motor Vehicle Theft	14	22	8
Arson	4	2	-2
Human Trafficking	1	0	-1
GRAND TOTAL MONTH	436	474	9%

A 9% increase in offenses scored for all Part I Index Crimes City Wide during the month of January 2017.

No change in offenses scored for all Crimes Against Persons City Wide during the month of January 2017.

An 11% increase in offenses scored for all Crimes Against Property City Wide during the month of January 2017.

CRIMES AGAINST PERSONS

OFFENSE HEADING	2016	2017
Murder	0	0
Sexual Assault	10	10
Robbery	22	17
Agg Assault / Agg Battery	51	57
Human Trafficking	1	0
TOTAL	84	84
TOTAL % CHANGE		0%

CRIMES AGAINST PROPERTY

OFFENSE HEADING	2016	2017
Burglary	80	80
Theft (Larceny)	254	286
Motor Vehicle Theft	14	22
Arson	4	2
TOTAL	352	390
TOTAL % CHANGE		11%