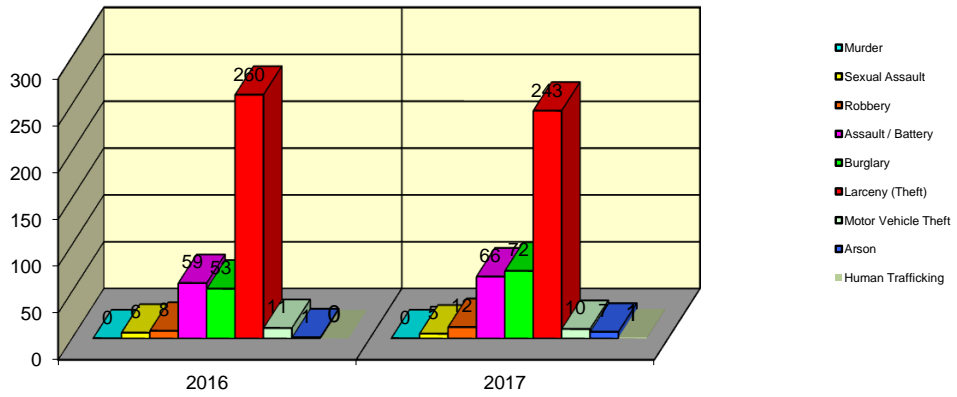


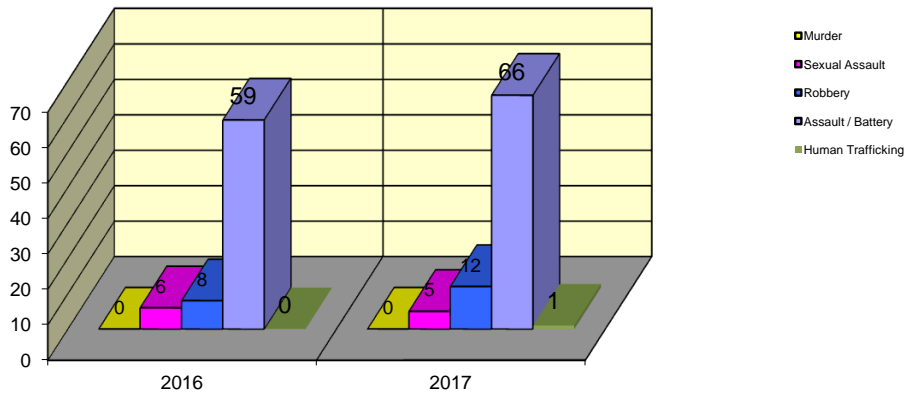
**CITY WIDE
PART I INDEX CRIMES BY OFFENSE HEADING
MONTHLY COMPARISON
FEBRUARY (FINAL 02-23-18)**

UCR	OFFENSE HEADING	2016		2017	
	MURDER		0		0
0110	Homicide - First Degree	0		0	
0130	Homicide - Second Degree	0		0	
	SEXUAL ASSAULT		6		5
0260	Sexual Assault - Criminal	4		5	
0261	Sexual Assault - Aggravated	2		0	
0262	Sexual Assault - Forcible Sodomy	0		0	
0280	Pred Criminal Sexual Assault Of A Child	0		0	
0281	Sexual Assault - With an Object	0		0	
	ROBBERY		8		12
0310	Robbery - Armed	2		6	
0320	Robbery - Criminal	0		0	
0330	Robbery - Aggravated	0		1	
0310	Robbery to Person - Armed	5		1	
0320	Robbery to Person - Criminal	1		3	
0330	Robbery to Person - Aggravated	0		1	
0325	Vehicular Hijacking	0		0	
0326	Vehicular Hijacking - Aggravated	0		0	
	AGG ASSAULT / AGG BATTERY		59		66
0410	Attempted Murder	0		2	
0410	Battery - Aggravated	15		24	
0480	Battery - Heinous	0		0	
0485	Battery to Child - Aggravated	0		0	
0488	Aggravated Domestic Battery	29		13	
0490	Ritual Mutilation	0		0	
0495	Battery to Senior Citizen - Aggravated	0		0	
0510	Assault - Aggravated	15		27	
	BURGLARY		53		72
0610	Burglary - Commercial	5		9	
0610	Burglary - Non Residential	9		24	
0625	Burglary - Residential	36		37	
0650	Home Invasion	3		2	
	THEFT (LARCENY)		260		243
0710	Theft from Motor Vehicle	5		1	
0720	Theft - Parts/Access of Motor Vehicle	6		7	
0730	Burglary - Parts/Access of Motor Vehicle	0		0	
0760	Burglary from Motor Vehicle	49		49	
0770	Vehicular Invasion (W/Intent To Commit Theft)	0		1	
0810	Theft - Over \$500	36		24	
0820	Theft - \$500 and Under	67		58	
0860	Theft - Retail	97		103	
0865	Theft - Delivery Container	0		0	
0870	Theft - Pocket Picking	0		0	
0880	Theft - Purse Snatching	0		0	
0890	Theft - From Building	0		0	
0895	Theft - Coin Operated Machine or Device	0		0	
	MOTOR VEHICLE THEFT		11		10
0910	Theft of Motor Vehicle	11		10	
	ARSON		1		7
1010	Arson - Criminal	1		5	
1025	Arson - Aggravated	0		2	
1310	Criminal Damage (By Fire Or Explosives)	0		0	
	HUMAN TRAFFICKING		0		1
1050	Commercial Sex Acts	0		1	
1055	Involuntary Servitude	0		0	
	GRAND TOTAL MONTH		398		416

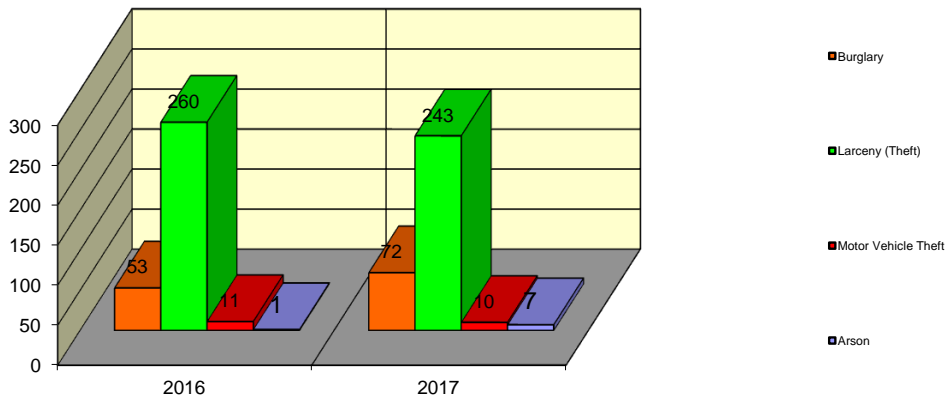
Springfield Police Department Part I Index Crimes - City Wide - Feb Comparison



Springfield Police Department Crimes Against Persons - City Wide - Feb Comparison



Springfield Police Department Crimes Against Property - City Wide - Feb Comparison



**CITY WIDE
PART I INDEX CRIMES BY OFFENSE HEADING
MONTHLY COMPARISON
FEBRUARY (FINAL 02-23-18)**

OFFENSE HEADING	2016	2017	CHANGE
Murder	0	0	0
Sexual Assault	6	5	-1
Robbery	8	12	4
Agg Assault / Agg Battery	59	66	7
Burglary	53	72	19
Theft (Larceny)	260	243	-17
Motor Vehicle Theft	11	10	-1
Arson	1	7	6
Human Trafficking	0	1	1
GRAND TOTAL MONTH	398	416	5%

A 5% increase in offenses scored for all Part I Index Crimes City Wide during the month of February 2017.

A 15% increase in offenses scored for all Crimes Against Persons City Wide during the month of February 2017.

A 2% increase in offenses scored for all Crimes Against Property City Wide during the month of February 2017.

CRIMES AGAINST PERSONS

OFFENSE HEADING	2016	2017
Murder	0	0
Sexual Assault	6	5
Robbery	8	12
Agg Assault / Agg Battery	59	66
Human Trafficking	0	1
TOTAL	73	84
TOTAL % CHANGE		15%

CRIMES AGAINST PROPERTY

OFFENSE HEADING	2016	2017
Burglary	53	72
Theft (Larceny)	260	243
Motor Vehicle Theft	11	10
Arson	1	7
TOTAL	325	332
TOTAL % CHANGE		2%