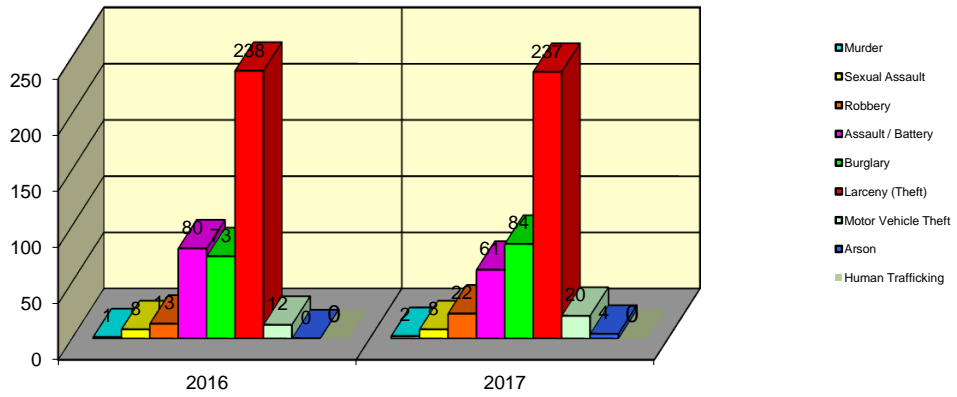


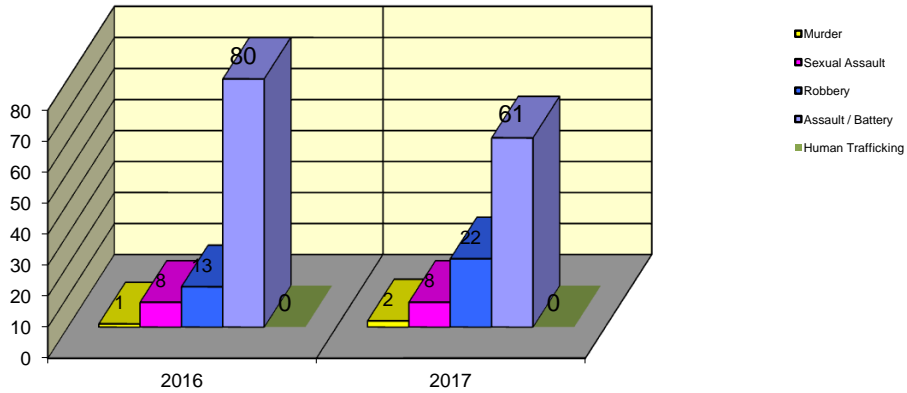
**CITY WIDE  
PART I INDEX CRIMES BY OFFENSE HEADING  
MONTHLY COMPARISON  
MARCH (FINAL 02-23-18)**

UCR	OFFENSE HEADING	2016		2017	
	<b>MURDER</b>		<b>1</b>		<b>2</b>
0110	Homicide - First Degree	1		2	
0130	Homicide - Second Degree	0		0	
	<b>SEXUAL ASSAULT</b>		<b>8</b>		<b>8</b>
0260	Sexual Assault - Criminal	4		7	
0261	Sexual Assault - Aggravated	2		1	
0262	Sexual Assault - Forcible Sodomy	0		0	
0280	Pred Criminal Sexual Assault Of A Child	1		0	
0281	Sexual Assault - With an Object	1		0	
	<b>ROBBERY</b>		<b>13</b>		<b>22</b>
0310	Robbery - Armed	2		0	
0320	Robbery - Criminal	1		0	
0330	Robbery - Aggravated	1		2	
0310	Robbery to Person - Armed	4		8	
0320	Robbery to Person - Criminal	5		11	
0330	Robbery to Person - Aggravated	0		1	
0325	Vehicular Hijacking	0		0	
0326	Vehicular Hijacking - Aggravated	0		0	
	<b>AGG ASSAULT / AGG BATTERY</b>		<b>80</b>		<b>61</b>
0410	Attempted Murder	1		0	
0410	Battery - Aggravated	19		23	
0480	Battery - Heinous	0		0	
0485	Battery to Child - Aggravated	1		0	
0488	Aggravated Domestic Battery	27		11	
0490	Ritual Mutilation	0		0	
0495	Battery to Senior Citizen - Aggravated	1		0	
0510	Assault - Aggravated	31		27	
	<b>BURGLARY</b>		<b>73</b>		<b>84</b>
0610	Burglary - Commercial	8		11	
0610	Burglary - Non Residential	14		14	
0625	Burglary - Residential	50		55	
0650	Home Invasion	1		4	
	<b>THEFT (LARCENY)</b>		<b>238</b>		<b>237</b>
0710	Theft from Motor Vehicle	0		1	
0720	Theft - Parts/Access of Motor Vehicle	6		8	
0730	Burglary - Parts/Access of Motor Vehicle	0		0	
0760	Burglary from Motor Vehicle	37		51	
0770	Vehicular Invasion (W/Intent To Commit Theft)	2		0	
0810	Theft - Over \$500	29		34	
0820	Theft - \$500 and Under	67		48	
0860	Theft - Retail	93		95	
0865	Theft - Delivery Container	0		0	
0870	Theft - Pocket Picking	1		0	
0880	Theft - Purse Snatching	0		0	
0890	Theft - From Building	1		0	
0895	Theft - Coin Operated Machine or Device	2		0	
	<b>MOTOR VEHICLE THEFT</b>		<b>12</b>		<b>20</b>
0910	Theft of Motor Vehicle	12		20	
	<b>ARSON</b>		<b>0</b>		<b>4</b>
1010	Arson - Criminal	0		3	
1025	Arson - Aggravated	0		1	
1310	Criminal Damage (By Fire Or Explosives)	0		0	
	<b>HUMAN TRAFFICKING</b>		<b>0</b>		<b>0</b>
1050	Commercial Sex Acts	0		0	
1055	Involuntary Servitude	0		0	
	<b>GRAND TOTAL MONTH</b>		<b>425</b>		<b>438</b>

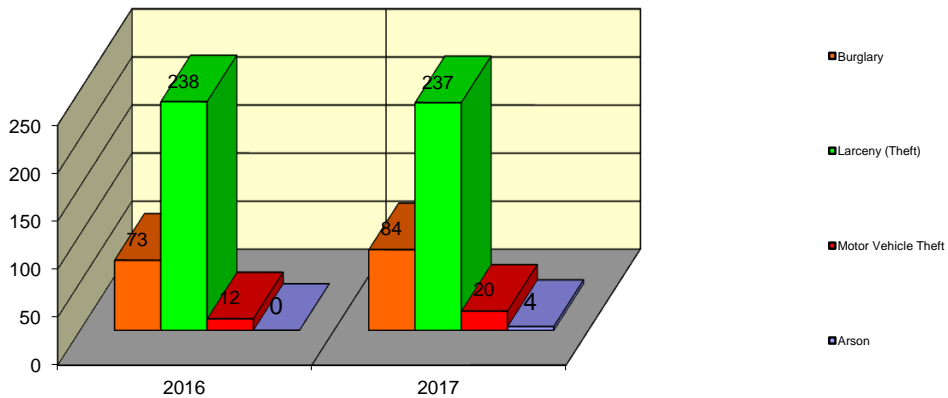
### Springfield Police Department Part I Index Crimes - City Wide - Mar Comparison



### Springfield Police Department Crimes Against Persons - City Wide - Mar Comparison



### Springfield Police Department Crimes Against Property - City Wide - Mar Comparison



**CITY WIDE  
PART I INDEX CRIMES BY OFFENSE HEADING  
MONTHLY COMPARISON  
MARCH (FINAL 02-23-18)**

OFFENSE HEADING	2016	2017	CHANGE
Murder	1	2	1
Sexual Assault	8	8	0
Robbery	13	22	9
Agg Assault / Agg Battery	80	61	-19
Burglary	73	84	11
Theft (Larceny)	238	237	-1
Motor Vehicle Theft	12	20	8
Arson	0	4	4
Human Trafficking	0	0	0
<b>GRAND TOTAL MONTH</b>	<b>425</b>	<b>438</b>	<b>3%</b>

A 3% increase in offenses scored for all Part I Index Crimes City Wide during the month of March 2017.

A 9% decrease in offenses scored for all Crimes Against Persons City Wide during the month of March 2017.

A 7% increase in offenses scored for all Crimes Against Property City Wide during the month of March 2017.

**CRIMES AGAINST PERSONS**

OFFENSE HEADING	2016	2017
Murder	1	2
Sexual Assault	8	8
Robbery	13	22
Agg Assault / Agg Battery	80	61
Human Trafficking	0	0
<b>TOTAL</b>	<b>102</b>	<b>93</b>
<b>TOTAL % CHANGE</b>		<b>-9%</b>

**CRIMES AGAINST PROPERTY**

OFFENSE HEADING	2016	2017
Burglary	73	84
Theft (Larceny)	238	237
Motor Vehicle Theft	12	20
Arson	0	4
<b>TOTAL</b>	<b>323</b>	<b>345</b>
<b>TOTAL % CHANGE</b>		<b>7%</b>