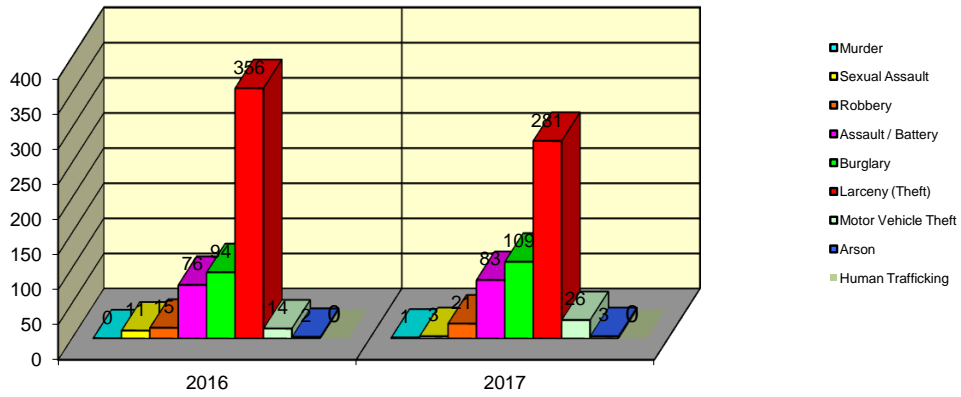


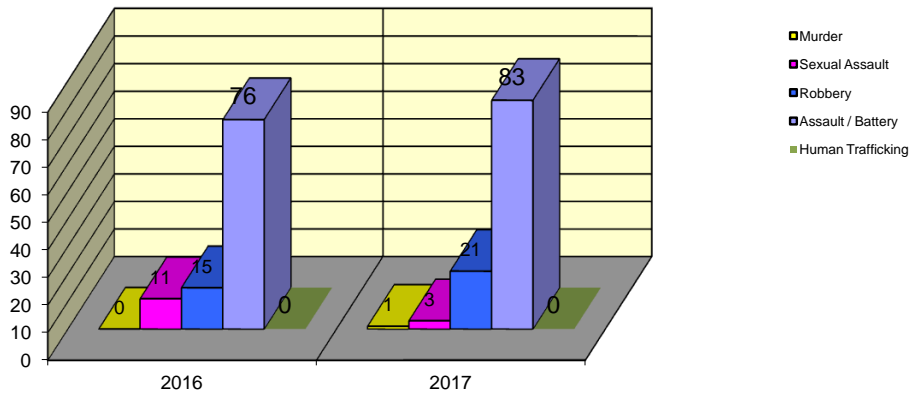
**CITY WIDE
PART I INDEX CRIMES BY OFFENSE HEADING
MONTHLY COMPARISON
APRIL (FINAL 02-23-18)**

UCR	OFFENSE HEADING	2016		2017	
	MURDER		0		1
0110	Homicide - First Degree	0		1	
0130	Homicide - Second Degree	0		0	
	SEXUAL ASSAULT		11		3
0260	Sexual Assault - Criminal	7		2	
0261	Sexual Assault - Aggravated	2		0	
0262	Sexual Assault - Forcible Sodomy	0		0	
0280	Pred Criminal Sexual Assault Of A Child	1		1	
0281	Sexual Assault - With an Object	1		0	
	ROBBERY		15		21
0310	Robbery - Armed	1		2	
0320	Robbery - Criminal	1		1	
0330	Robbery - Aggravated	0		0	
0310	Robbery to Person - Armed	4		10	
0320	Robbery to Person - Criminal	7		8	
0330	Robbery to Person - Aggravated	1		0	
0325	Vehicular Hijacking	1		0	
0326	Vehicular Hijacking - Aggravated	0		0	
	AGG ASSAULT / AGG BATTERY		76		83
0410	Attempted Murder	0		0	
0410	Battery - Aggravated	26		28	
0480	Battery - Heinous	0		0	
0485	Battery to Child - Aggravated	0		0	
0488	Aggravated Domestic Battery	20		12	
0490	Ritual Mutilation	0		0	
0495	Battery to Senior Citizen - Aggravated	0		0	
0510	Assault - Aggravated	30		43	
	BURGLARY		94		109
0610	Burglary - Commercial	6		7	
0610	Burglary - Non Residential	29		20	
0625	Burglary - Residential	56		80	
0650	Home Invasion	3		2	
	THEFT (LARCENY)		356		281
0710	Theft from Motor Vehicle	6		4	
0720	Theft - Parts/Access of Motor Vehicle	10		9	
0730	Burglary - Parts/Access of Motor Vehicle	2		0	
0760	Burglary from Motor Vehicle	80		64	
0770	Vehicular Invasion (W/Intent To Commit Theft)	0		1	
0810	Theft - Over \$500	45		33	
0820	Theft - \$500 and Under	97		66	
0860	Theft - Retail	115		104	
0865	Theft - Delivery Container	0		0	
0870	Theft - Pocket Picking	1		0	
0880	Theft - Purse Snatching	0		0	
0890	Theft - From Building	0		0	
0895	Theft - Coin Operated Machine or Device	0		0	
	MOTOR VEHICLE THEFT		14		26
0910	Theft of Motor Vehicle	14		26	
	ARSON		2		3
1010	Arson - Criminal	2		3	
1025	Arson - Aggravated	0		0	
1310	Criminal Damage (By Fire Or Explosives)	0		0	
	HUMAN TRAFFICKING		0		0
1050	Commercial Sex Acts	0		0	
1055	Involuntary Servitude	0		0	
	GRAND TOTAL MONTH		568		527

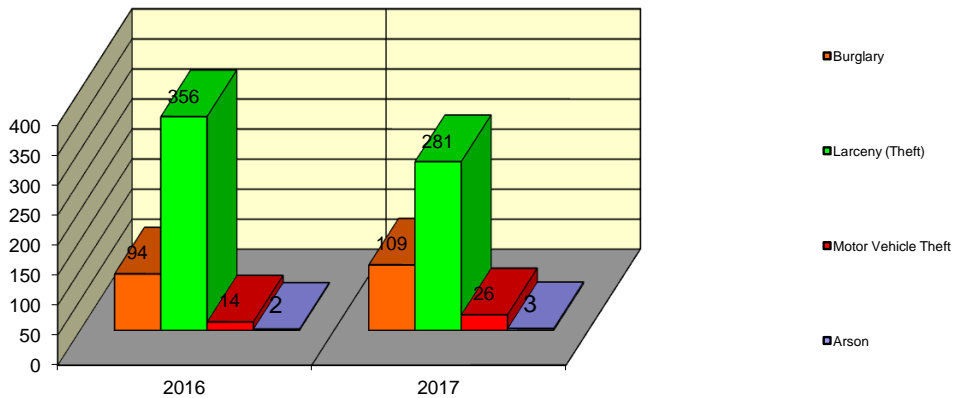
Springfield Police Department Part I Index Crimes - City Wide - Apr Comparison



Springfield Police Department Crimes Against Persons - City Wide - Apr Comparison



Springfield Police Department Crimes Against Property - City Wide - Apr Comparison



**CITY WIDE
PART I INDEX CRIMES BY OFFENSE HEADING
MONTHLY COMPARISON
APRIL (FINAL 02-23-18)**

OFFENSE HEADING	2016	2017	CHANGE
Murder	0	1	1
Sexual Assault	11	3	-8
Robbery	15	21	6
Agg Assault / Agg Battery	76	83	7
Burglary	94	109	15
Theft (Larceny)	356	281	-75
Motor Vehicle Theft	14	26	12
Arson	2	3	1
Human Trafficking	0	0	0
GRAND TOTAL MONTH	568	527	-7%

A 7% decrease in offenses scored for all Part I Index Crimes City Wide during the month of April 2017.

A 6% increase in offenses scored for all Crimes Against Persons City Wide during the month of April 2017.

A 10% decrease in offenses scored for all Crimes Against Property City Wide during the month of April 2017.

CRIMES AGAINST PERSONS

OFFENSE HEADING	2016	2017
Murder	0	1
Sexual Assault	11	3
Robbery	15	21
Agg Assault / Agg Battery	76	83
Human Trafficking	0	0
TOTAL	102	108
TOTAL % CHANGE		6%

CRIMES AGAINST PROPERTY

OFFENSE HEADING	2016	2017
Burglary	94	109
Theft (Larceny)	356	281
Motor Vehicle Theft	14	26
Arson	2	3
TOTAL	466	419
TOTAL % CHANGE		-10%