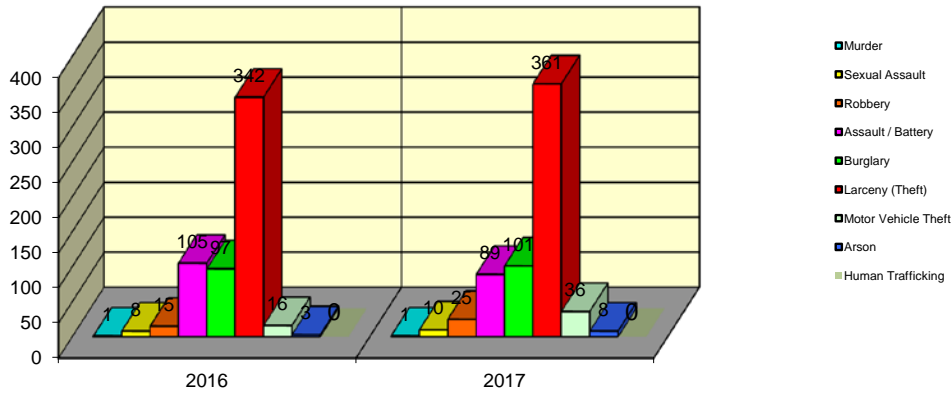


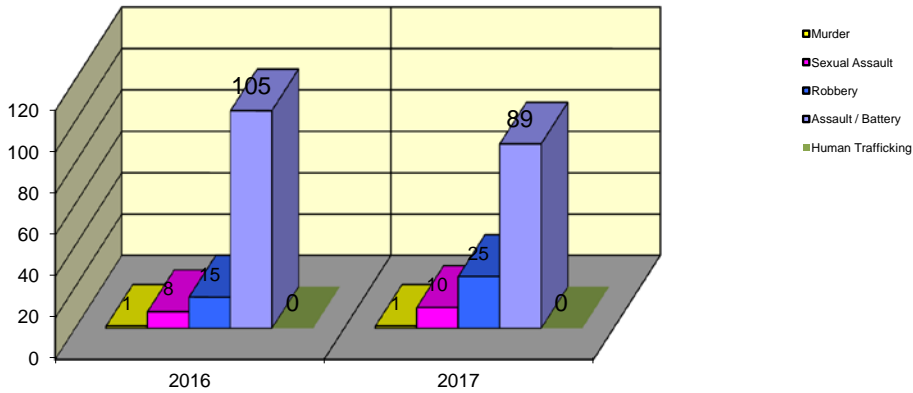
**CITY WIDE
PART I INDEX CRIMES BY OFFENSE HEADING
MONTHLY COMPARISON
MAY (CORRECTED FINAL 01-08-19)**

UCR	OFFENSE HEADING	2016		2017	
	MURDER		1		1
0110	Homicide - First Degree	1		1	
0130	Homicide - Second Degree	0		0	
	SEXUAL ASSAULT		8		10
0260	Sexual Assault - Criminal	7		8	
0261	Sexual Assault - Aggravated	1		1	
0262	Sexual Assault - Forcible Sodomy	0		0	
0280	Pred Criminal Sexual Assault Of A Child	0		1	
0281	Sexual Assault - With an Object	0		0	
	ROBBERY		15		25
0310	Robbery - Armed	0		1	
0320	Robbery - Criminal	0		0	
0330	Robbery - Aggravated	0		0	
0310	Robbery to Person - Armed	6		11	
0320	Robbery to Person - Criminal	7		12	
0330	Robbery to Person - Aggravated	2		0	
0325	Vehicular Hijacking	0		1	
0326	Vehicular Hijacking - Aggravated	0		0	
	AGG ASSAULT / AGG BATTERY		105		89
0410	Attempted Murder	0		0	
0410	Battery - Aggravated	42		39	
0480	Battery - Heinous	0		0	
0485	Battery to Child - Aggravated	0		0	
0488	Aggravated Domestic Battery	27		17	
0490	Ritual Mutilation	0		0	
0495	Battery to Senior Citizen - Aggravated	1		1	
0510	Assault - Aggravated	35		32	
	BURGLARY		97		101
0610	Burglary - Commercial	8		8	
0610	Burglary - Non Residential	28		18	
0625	Burglary - Residential	59		72	
0650	Home Invasion	2		3	
	THEFT (LARCENY)		342		361
0710	Theft from Motor Vehicle	1		1	
0720	Theft - Parts/Access of Motor Vehicle	7		7	
0730	Burglary - Parts/Access of Motor Vehicle	1		0	
0760	Burglary from Motor Vehicle	61		123	
0770	Vehicular Invasion (W/Intent To Commit Theft)	0		0	
0810	Theft - Over \$500	44		27	
0820	Theft - \$500 and Under	77		87	
0860	Theft - Retail	148		116	
0865	Theft - Delivery Container	0		0	
0870	Theft - Pocket Picking	3		0	
0880	Theft - Purse Snatching	0		0	
0890	Theft - From Building	0		0	
0895	Theft - Coin Operated Machine or Device	0		0	
	MOTOR VEHICLE THEFT		16		36
0910	Theft of Motor Vehicle	16		36	
	ARSON		3		8
1010	Arson - Criminal	2		3	
1025	Arson - Aggravated	1		4	
1310	Criminal Damage (By Fire Or Explosives)	0		1	
	HUMAN TRAFFICKING		0		0
1050	Commercial Sex Acts	0		0	
1055	Involuntary Servitude	0		0	
	GRAND TOTAL MONTH		587		631

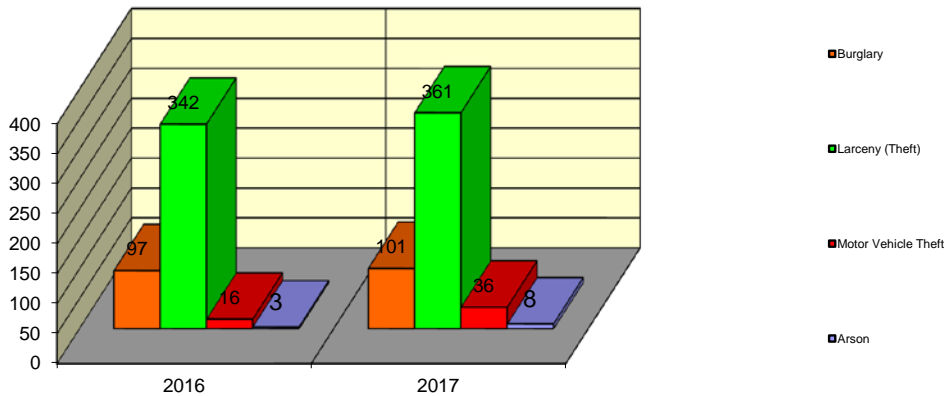
Springfield Police Department Part I Index Crimes - City Wide - May Comparison



Springfield Police Department Crimes Against Persons - City Wide - May Comparison



Springfield Police Department Crimes Against Property - City Wide - May Comparison



**CITY WIDE
PART I INDEX CRIMES BY OFFENSE HEADING
MONTHLY COMPARISON
MAY (CORRECTED FINAL 01-08-19)**

OFFENSE HEADING	2016	2017	CHANGE
Murder	1	1	0
Sexual Assault	8	10	2
Robbery	15	25	10
Agg Assault / Agg Battery	105	89	-16
Burglary	97	101	4
Theft (Larceny)	342	361	19
Motor Vehicle Theft	16	36	20
Arson	3	8	5
Human Trafficking	0	0	0
GRAND TOTAL MONTH	587	631	7%

A 7% increase in offenses scored for all Part I Index Crimes City Wide during the month of May 2017.

A 3% decrease in offenses scored for all Crimes Against Persons City Wide during the month of May 2017.

A 10% increase in offenses scored for all Crimes Against Property City Wide during the month of May 2017.

CRIMES AGAINST PERSONS

OFFENSE HEADING	2016	2017
Murder	1	1
Sexual Assault	8	10
Robbery	15	25
Agg Assault / Agg Battery	105	89
Human Trafficking	0	0
TOTAL	129	125
TOTAL % CHANGE		-3%

CRIMES AGAINST PROPERTY

OFFENSE HEADING	2016	2017
Burglary	97	101
Theft (Larceny)	342	361
Motor Vehicle Theft	16	36
Arson	3	8
TOTAL	458	506
TOTAL % CHANGE		10%