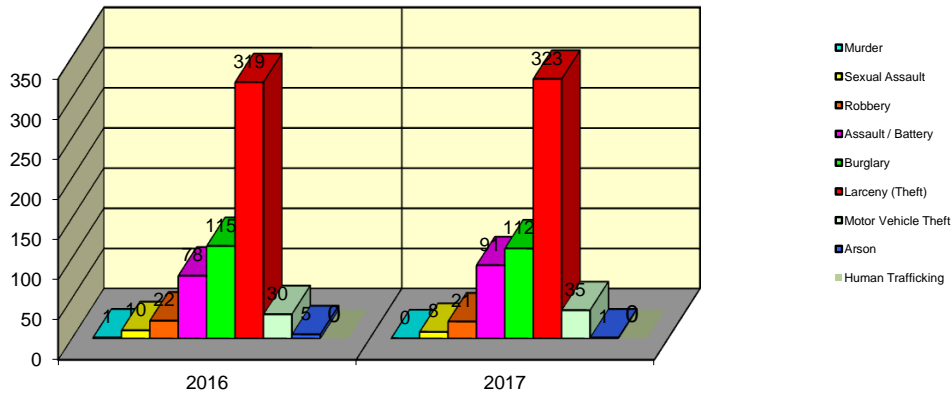


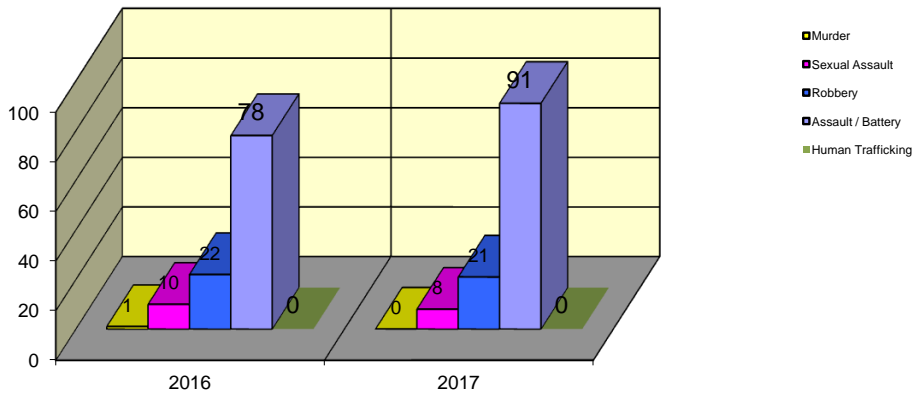
**CITY WIDE
PART I INDEX CRIMES BY OFFENSE HEADING
MONTHLY COMPARISON
JUNE (FINAL 02-26-18)**

UCR	OFFENSE HEADING	2016		2017	
	MURDER		1		0
0110	Homicide - First Degree	1		0	
0130	Homicide - Second Degree	0		0	
	SEXUAL ASSAULT		10		8
0260	Sexual Assault - Criminal	7		6	
0261	Sexual Assault - Aggravated	1		1	
0262	Sexual Assault - Forcible Sodomy	0		0	
0280	Pred Criminal Sexual Assault Of A Child	2		1	
0281	Sexual Assault - With an Object	0		0	
	ROBBERY		22		21
0310	Robbery - Armed	4		2	
0320	Robbery - Criminal	0		0	
0330	Robbery - Aggravated	0		0	
0310	Robbery to Person - Armed	9		6	
0320	Robbery to Person - Criminal	7		11	
0330	Robbery to Person - Aggravated	2		2	
0325	Vehicular Hijacking	0		0	
0326	Vehicular Hijacking - Aggravated	0		0	
	AGG ASSAULT / AGG BATTERY		78		91
0410	Attempted Murder	0		0	
0410	Battery - Aggravated	35		35	
0480	Battery - Heinous	0		0	
0485	Battery to Child - Aggravated	1		0	
0488	Aggravated Domestic Battery	19		19	
0490	Ritual Mutilation	0		0	
0495	Battery to Senior Citizen - Aggravated	0		2	
0510	Assault - Aggravated	23		35	
	BURGLARY		115		112
0610	Burglary - Commercial	7		8	
0610	Burglary - Non Residential	32		37	
0625	Burglary - Residential	73		62	
0650	Home Invasion	3		5	
	THEFT (LARCENY)		319		323
0710	Theft from Motor Vehicle	0		0	
0720	Theft - Parts/Access of Motor Vehicle	5		8	
0730	Burglary - Parts/Access of Motor Vehicle	1		1	
0760	Burglary from Motor Vehicle	61		92	
0770	Vehicular Invasion (W/Intent To Commit Theft)	0		1	
0810	Theft - Over \$500	36		42	
0820	Theft - \$500 and Under	92		73	
0860	Theft - Retail	122		104	
0865	Theft - Delivery Container	0		0	
0870	Theft - Pocket Picking	1		1	
0880	Theft - Purse Snatching	1		0	
0890	Theft - From Building	0		0	
0895	Theft - Coin Operated Machine or Device	0		1	
	MOTOR VEHICLE THEFT		30		35
0910	Theft of Motor Vehicle	30		35	
	ARSON		5		1
1010	Arson - Criminal	3		1	
1025	Arson - Aggravated	0		0	
1310	Criminal Damage (By Fire Or Explosives)	2		0	
	HUMAN TRAFFICKING		0		0
1050	Commercial Sex Acts	0		0	
1055	Involuntary Servitude	0		0	
	GRAND TOTAL MONTH		580		591

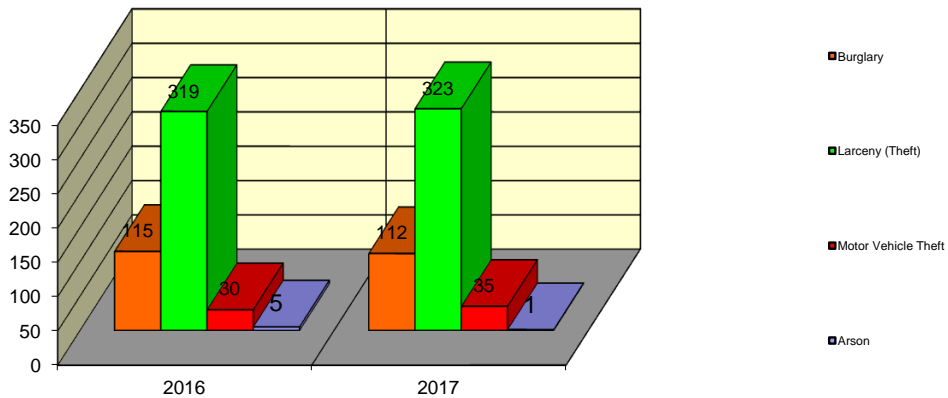
Springfield Police Department Part I Index Crimes - City Wide - June Comparison



Springfield Police Department Crimes Against Persons - City Wide - June Comparison



Springfield Police Department Crimes Against Property - City Wide - June Comparison



**CITY WIDE
PART I INDEX CRIMES BY OFFENSE HEADING
MONTHLY COMPARISON
JUNE (FINAL 02-26-18)**

OFFENSE HEADING	2016	2017	CHANGE
Murder	1	0	-1
Sexual Assault	10	8	-2
Robbery	22	21	-1
Agg Assault / Agg Battery	78	91	13
Burglary	115	112	-3
Theft (Larceny)	319	323	4
Motor Vehicle Theft	30	35	5
Arson	5	1	-4
Human Trafficking	0	0	0
GRAND TOTAL MONTH	580	591	2%

A 2% increase in offenses scored for all Part I Index Crimes City Wide during the month of June 2017.

An 8% increase in offenses scored for all Crimes Against Persons City Wide during the month of June 2017.

No change in offenses scored for all Crimes Against Property City Wide during the month of June 2017.

CRIMES AGAINST PERSONS

OFFENSE HEADING	2016	2017
Murder	1	0
Sexual Assault	10	8
Robbery	22	21
Agg Assault / Agg Battery	78	91
Human Trafficking	0	0
TOTAL	111	120
TOTAL % CHANGE		8%

CRIMES AGAINST PROPERTY

OFFENSE HEADING	2016	2017
Burglary	115	112
Theft (Larceny)	319	323
Motor Vehicle Theft	30	35
Arson	5	1
TOTAL	469	471
TOTAL % CHANGE		0%