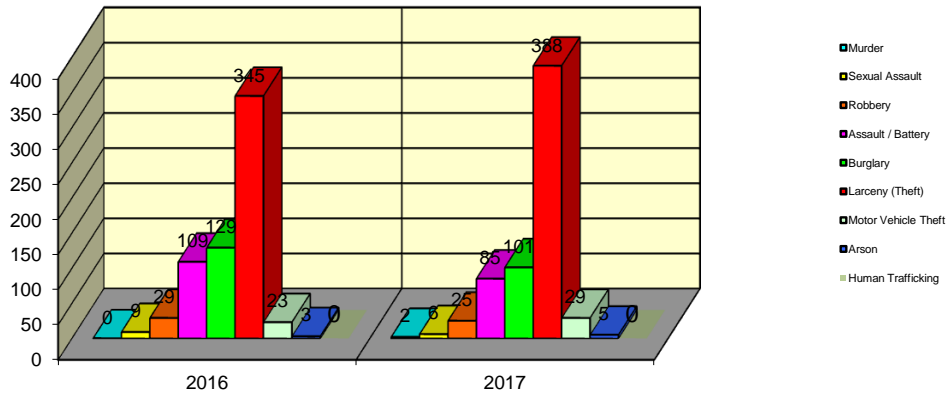


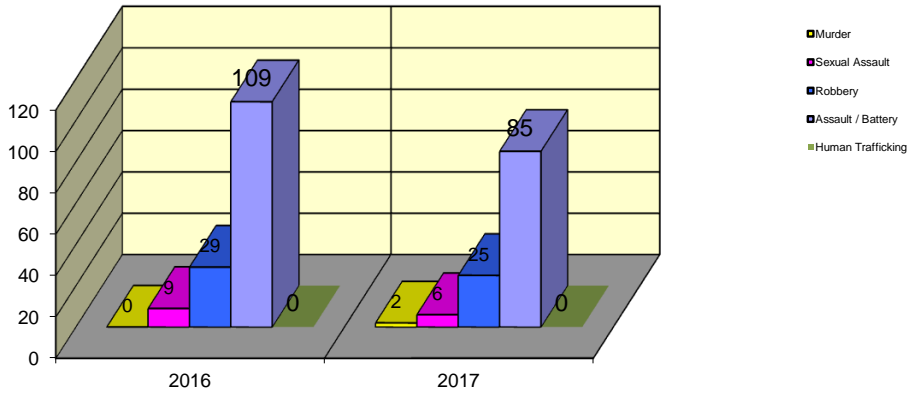
**CITY WIDE
PART I INDEX CRIMES BY OFFENSE HEADING
MONTHLY COMPARISON
AUGUST (FINAL 02-26-18)**

UCR	OFFENSE HEADING	2016		2017	
	MURDER		0		2
0110	Homicide - First Degree	0		2	
0130	Homicide - Second Degree	0		0	
	SEXUAL ASSAULT		9		6
0260	Sexual Assault - Criminal	5		5	
0261	Sexual Assault - Aggravated	3		1	
0262	Sexual Assault - Forcible Sodomy	0		0	
0280	Pred Criminal Sexual Assault Of A Child	1		0	
0281	Sexual Assault - With an Object	0		0	
	ROBBERY		29		25
0310	Robbery - Armed	1		1	
0320	Robbery - Criminal	1		0	
0330	Robbery - Aggravated	1		0	
0310	Robbery to Person - Armed	15		10	
0320	Robbery to Person - Criminal	9		14	
0330	Robbery to Person - Aggravated	2		0	
0325	Vehicular Hijacking	0		0	
0326	Vehicular Hijacking - Aggravated	0		0	
	AGG ASSAULT / AGG BATTERY		109		85
0410	Attempted Murder	0		0	
0410	Battery - Aggravated	30		29	
0480	Battery - Heinous	0		0	
0485	Battery to Child - Aggravated	1		0	
0488	Aggravated Domestic Battery	26		15	
0490	Ritual Mutilation	0		0	
0495	Battery to Senior Citizen - Aggravated	0		0	
0510	Assault - Aggravated	52		41	
	BURGLARY		129		101
0610	Burglary - Commercial	8		17	
0610	Burglary - Non Residential	30		22	
0625	Burglary - Residential	90		56	
0650	Home Invasion	1		6	
	THEFT (LARCENY)		345		388
0710	Theft from Motor Vehicle	0		3	
0720	Theft - Parts/Access of Motor Vehicle	10		10	
0730	Burglary - Parts/Access of Motor Vehicle	2		1	
0760	Burglary from Motor Vehicle	98		94	
0770	Vehicular Invasion (W/Intent To Commit Theft)	1		2	
0810	Theft - Over \$500	50		33	
0820	Theft - \$500 and Under	78		90	
0860	Theft - Retail	104		153	
0865	Theft - Delivery Container	0		0	
0870	Theft - Pocket Picking	1		0	
0880	Theft - Purse Snatching	1		0	
0890	Theft - From Building	0		0	
0895	Theft - Coin Operated Machine or Device	0		2	
	MOTOR VEHICLE THEFT		23		29
0910	Theft of Motor Vehicle	23		29	
	ARSON		3		5
1010	Arson - Criminal	3		4	
1025	Arson - Aggravated	0		0	
1310	Criminal Damage (By Fire Or Explosives)	0		1	
	HUMAN TRAFFICKING		0		0
1050	Commercial Sex Acts	0		0	
1055	Involuntary Servitude	0		0	
	GRAND TOTAL MONTH		647		641

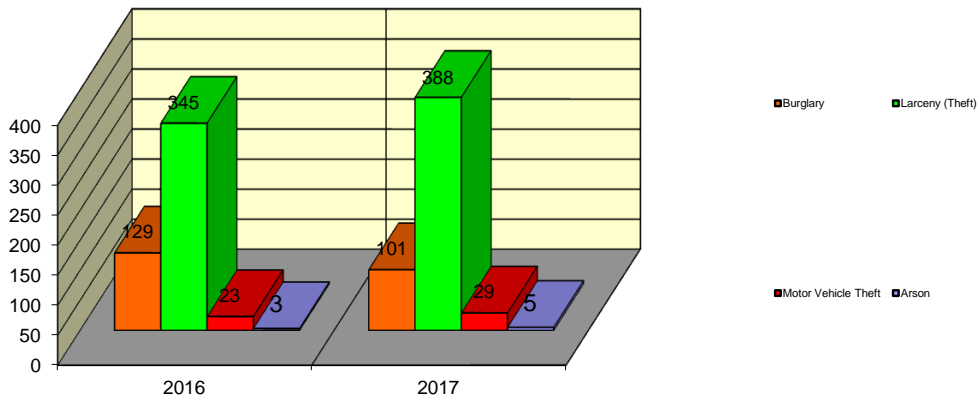
Springfield Police Department Part I Index Crimes - City Wide - August Comparison



Springfield Police Department Crimes Against Persons - City Wide - August Comparison



Springfield Police Department Crimes Against Property - City Wide - August Comparison



**CITY WIDE
PART I INDEX CRIMES BY OFFENSE HEADING
MONTHLY COMPARISON
AUGUST (FINAL 02-26-18)**

OFFENSE HEADING	2016	2017	CHANGE
Murder	0	2	2
Sexual Assault	9	6	-3
Robbery	29	25	-4
Agg Assault / Agg Battery	109	85	-24
Burglary	129	101	-28
Theft (Larceny)	345	388	43
Motor Vehicle Theft	23	29	6
Arson	3	5	2
Human Trafficking	0	0	0
GRAND TOTAL MONTH	647	641	-1%

A 1% decrease in offenses scored for all Part I Index Crimes City Wide during the month of August 2017.

A 20% decrease in offenses scored for all Crimes Against Persons City Wide during the month of August 2017.

A 5% increase in offenses scored for all Crimes Against Property City Wide during the month of August 2017.

CRIMES AGAINST PERSONS

OFFENSE HEADING	2016	2017
Murder	0	2
Sexual Assault	9	6
Robbery	29	25
Agg Assault / Agg Battery	109	85
Human Trafficking	0	0
TOTAL	147	118
TOTAL % CHANGE		-20%

CRIMES AGAINST PROPERTY

OFFENSE HEADING	2016	2017
Burglary	129	101
Theft (Larceny)	345	388
Motor Vehicle Theft	23	29
Arson	3	5
TOTAL	500	523
TOTAL % CHANGE		5%