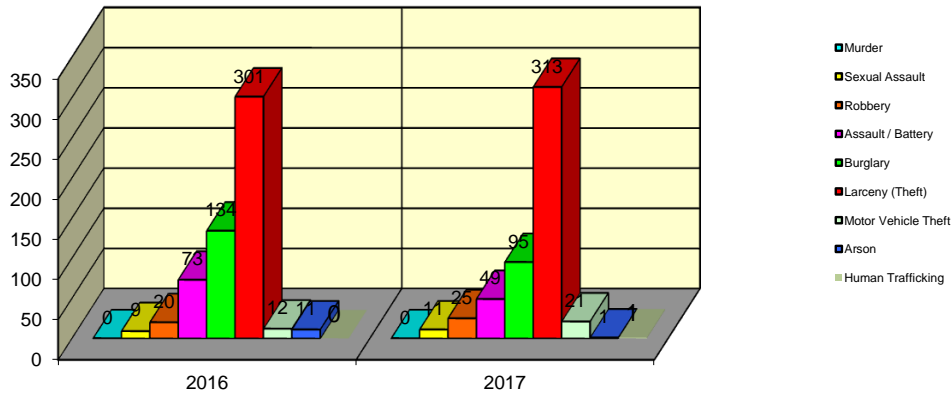


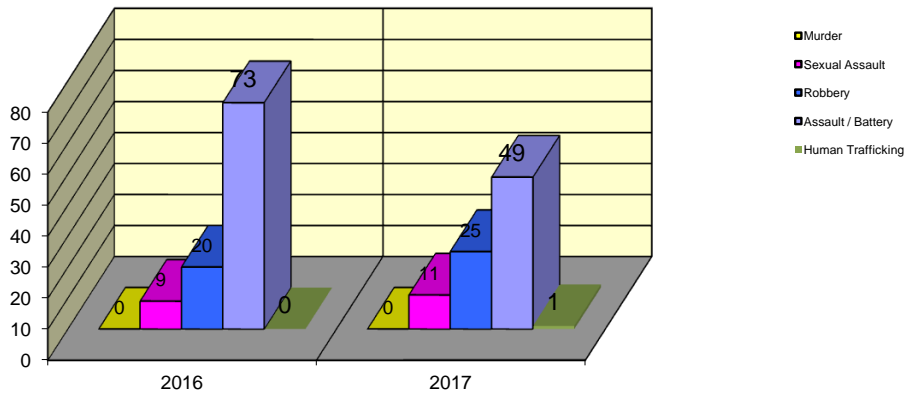
**CITY WIDE  
PART I INDEX CRIMES BY OFFENSE HEADING  
MONTHLY COMPARISON  
NOVEMBER (FINAL 02-27-18)**

UCR	OFFENSE HEADING	2016		2017	
	<b>MURDER</b>		<b>0</b>		<b>0</b>
0110	Homicide - First Degree	0		0	
0130	Homicide - Second Degree	0		0	
	<b>SEXUAL ASSAULT</b>		<b>9</b>		<b>11</b>
0260	Sexual Assault - Criminal	8		6	
0261	Sexual Assault - Aggravated	1		5	
0262	Sexual Assault - Forcible Sodomy	0		0	
0280	Pred Criminal Sexual Assault Of A Child	0		0	
0281	Sexual Assault - With an Object	0		0	
	<b>ROBBERY</b>		<b>20</b>		<b>25</b>
0310	Robbery - Armed	3		1	
0320	Robbery - Criminal	0		0	
0330	Robbery - Aggravated	0		1	
0310	Robbery to Person - Armed	5		13	
0320	Robbery to Person - Criminal	10		8	
0330	Robbery to Person - Aggravated	2		0	
0325	Vehicular Hijacking	0		1	
0326	Vehicular Hijacking - Aggravated	0		1	
	<b>AGG ASSAULT / AGG BATTERY</b>		<b>73</b>		<b>49</b>
0410	Attempted Murder	0		0	
0410	Battery - Aggravated	25		14	
0480	Battery - Heinous	0		0	
0485	Battery to Child - Aggravated	0		0	
0488	Aggravated Domestic Battery	22		9	
0490	Ritual Mutilation	0		0	
0495	Battery to Senior Citizen - Aggravated	2		0	
0510	Assault - Aggravated	24		26	
	<b>BURGLARY</b>		<b>134</b>		<b>95</b>
0610	Burglary - Commercial	15		7	
0610	Burglary - Non Residential	23		21	
0625	Burglary - Residential	93		65	
0650	Home Invasion	3		2	
	<b>THEFT (LARCENY)</b>		<b>301</b>		<b>313</b>
0710	Theft from Motor Vehicle	0		2	
0720	Theft - Parts/Access of Motor Vehicle	11		10	
0730	Burglary - Parts/Access of Motor Vehicle	1		0	
0760	Burglary from Motor Vehicle	69		73	
0770	Vehicular Invasion (W/Intent To Commit Theft)	2		0	
0810	Theft - Over \$500	37		34	
0820	Theft - \$500 and Under	68		64	
0860	Theft - Retail	108		130	
0865	Theft - Delivery Container	0		0	
0870	Theft - Pocket Picking	1		0	
0880	Theft - Purse Snatching	1		0	
0890	Theft - From Building	1		0	
0895	Theft - Coin Operated Machine or Device	2		0	
	<b>MOTOR VEHICLE THEFT</b>		<b>12</b>		<b>21</b>
0910	Theft of Motor Vehicle	12		21	
	<b>ARSON</b>		<b>11</b>		<b>1</b>
1010	Arson - Criminal	7		1	
1025	Arson - Aggravated	0		0	
1310	Criminal Damage (By Fire Or Explosives)	4		0	
	<b>HUMAN TRAFFICKING</b>		<b>0</b>		<b>1</b>
1050	Commercial Sex Acts	0		1	
1055	Involuntary Servitude	0		0	
	<b>GRAND TOTAL MONTH</b>		<b>560</b>		<b>516</b>

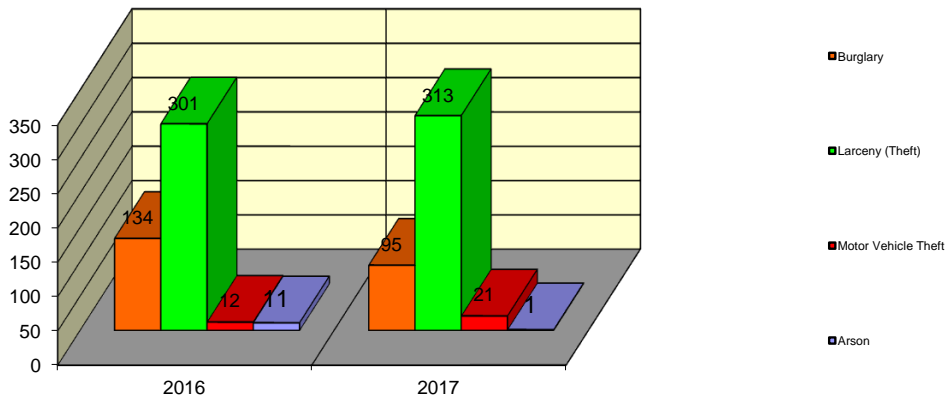
### Springfield Police Department Part I Index Crimes - City Wide - November Comparison



### Springfield Police Department Crimes Against Persons - City Wide - November Comparison



### Springfield Police Department Crimes Against Property - City Wide - November Comparison



**CITY WIDE  
PART I INDEX CRIMES BY OFFENSE HEADING  
MONTHLY COMPARISON  
NOVEMBER (FINAL 02-27-18)**

OFFENSE HEADING	2016	2017	CHANGE
Murder	0	0	0
Sexual Assault	9	11	2
Robbery	20	25	5
Agg Assault / Agg Battery	73	49	-24
Burglary	134	95	-39
Theft (Larceny)	301	313	12
Motor Vehicle Theft	12	21	9
Arson	11	1	-10
Human Trafficking	0	1	1
<b>GRAND TOTAL MONTH</b>	<b>560</b>	<b>516</b>	<b>-8%</b>

An 8% decrease in offenses scored for all Part I Index Crimes City Wide during the month of November 2017.

A 16% decrease in offenses scored for all Crimes Against Persons City Wide during the month of November 2017.

A 6% decrease in offenses scored for all Crimes Against Property City Wide during the month of November 2017.

**CRIMES AGAINST PERSONS**

OFFENSE HEADING	2016	2017
Murder	0	0
Sexual Assault	9	11
Robbery	20	25
Agg Assault / Agg Battery	73	49
Human Trafficking	0	1
<b>TOTAL</b>	<b>102</b>	<b>86</b>
<b>TOTAL % CHANGE</b>		<b>-16%</b>

**CRIMES AGAINST PROPERTY**

OFFENSE HEADING	2016	2017
Burglary	134	95
Theft (Larceny)	301	313
Motor Vehicle Theft	12	21
Arson	11	1
<b>TOTAL</b>	<b>458</b>	<b>430</b>
<b>TOTAL % CHANGE</b>		<b>-6%</b>