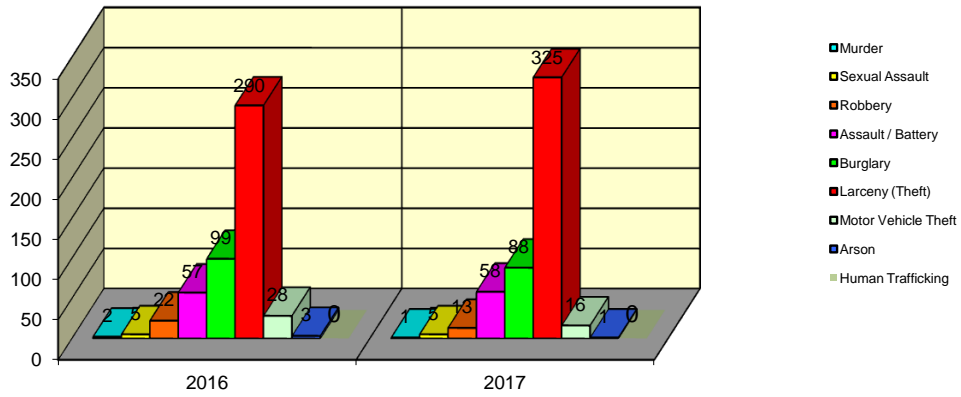


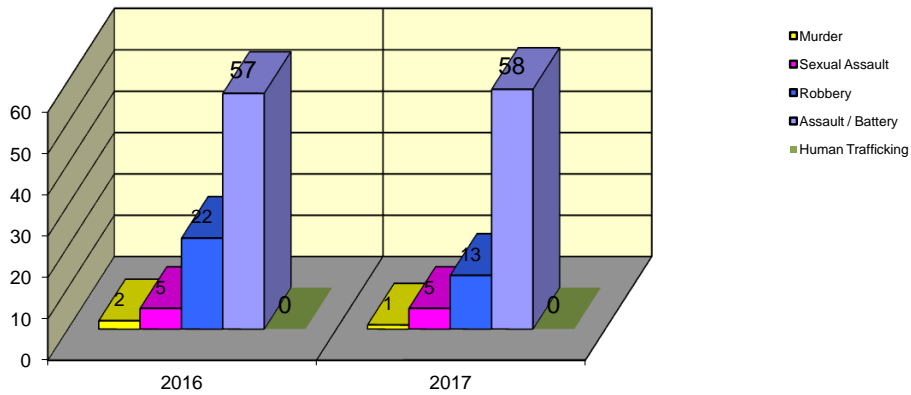
**CITY WIDE  
PART I INDEX CRIMES BY OFFENSE HEADING  
MONTHLY COMPARISON  
DECEMBER (FINAL 02-27-18)**

UCR	OFFENSE HEADING	2016		2017	
	<b>MURDER</b>		<b>2</b>		<b>1</b>
0110	Homicide - First Degree	2		1	
0130	Homicide - Second Degree	0		0	
	<b>SEXUAL ASSAULT</b>		<b>5</b>		<b>5</b>
0260	Sexual Assault - Criminal	3		4	
0261	Sexual Assault - Aggravated	0		1	
0262	Sexual Assault - Forcible Sodomy	0		0	
0280	Pred Criminal Sexual Assault Of A Child	2		0	
0281	Sexual Assault - With an Object	0		0	
	<b>ROBBERY</b>		<b>22</b>		<b>13</b>
0310	Robbery - Armed	5		1	
0320	Robbery - Criminal	1		0	
0330	Robbery - Aggravated	2		0	
0310	Robbery to Person - Armed	8		6	
0320	Robbery to Person - Criminal	5		5	
0330	Robbery to Person - Aggravated	1		1	
0325	Vehicular Hijacking	0		0	
0326	Vehicular Hijacking - Aggravated	0		0	
	<b>AGG ASSAULT / AGG BATTERY</b>		<b>57</b>		<b>58</b>
0410	Attempted Murder	0		0	
0410	Battery - Aggravated	17		15	
0480	Battery - Heinous	0		0	
0485	Battery to Child - Aggravated	0		1	
0488	Aggravated Domestic Battery	26		11	
0490	Ritual Mutilation	0		0	
0495	Battery to Senior Citizen - Aggravated	0		0	
0510	Assault - Aggravated	14		31	
	<b>BURGLARY</b>		<b>99</b>		<b>88</b>
0610	Burglary - Commercial	10		4	
0610	Burglary - Non Residential	7		15	
0625	Burglary - Residential	81		66	
0650	Home Invasion	1		3	
	<b>THEFT (LARCENY)</b>		<b>290</b>		<b>325</b>
0710	Theft from Motor Vehicle	1		0	
0720	Theft - Parts/Access of Motor Vehicle	5		4	
0730	Burglary - Parts/Access of Motor Vehicle	1		0	
0760	Burglary from Motor Vehicle	56		66	
0770	Vehicular Invasion (W/Intent To Commit Theft)	0		0	
0810	Theft - Over \$500	26		34	
0820	Theft - \$500 and Under	61		73	
0860	Theft - Retail	140		148	
0865	Theft - Delivery Container	0		0	
0870	Theft - Pocket Picking	0		0	
0880	Theft - Purse Snatching	0		0	
0890	Theft - From Building	0		0	
0895	Theft - Coin Operated Machine or Device	0		0	
	<b>MOTOR VEHICLE THEFT</b>		<b>28</b>		<b>16</b>
0910	Theft of Motor Vehicle	28		16	
	<b>ARSON</b>		<b>3</b>		<b>1</b>
1010	Arson - Criminal	2		1	
1025	Arson - Aggravated	1		0	
1310	Criminal Damage (By Fire Or Explosives)	0		0	
	<b>HUMAN TRAFFICKING</b>		<b>0</b>		<b>0</b>
1050	Commercial Sex Acts	0		0	
1055	Involuntary Servitude	0		0	
	<b>GRAND TOTAL MONTH</b>		<b>506</b>		<b>507</b>

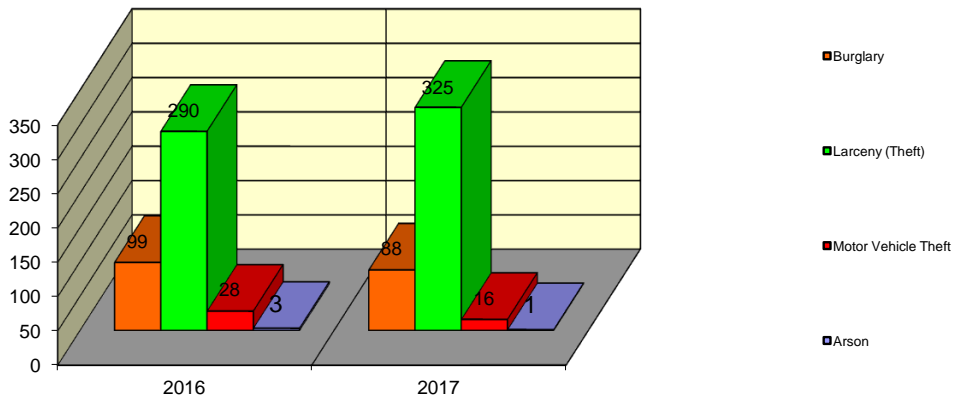
### Springfield Police Department Part I Index Crimes - City Wide - Dec Comparison



### Springfield Police Department Crimes Against Persons - City Wide - Dec Comparison



### Springfield Police Department Crimes Against Property - City Wide - Dec Comparison



**CITY WIDE  
PART I INDEX CRIMES BY OFFENSE HEADING  
MONTHLY COMPARISON  
DECEMBER (FINAL 02-27-18)**

OFFENSE HEADING	2016	2017	CHANGE
Murder	2	1	-1
Sexual Assault	5	5	0
Robbery	22	13	-9
Agg Assault / Agg Battery	57	58	1
Burglary	99	88	-11
Theft (Larceny)	290	325	35
Motor Vehicle Theft	28	16	-12
Arson	3	1	-2
Human Trafficking	0	0	0
<b>GRAND TOTAL MONTH</b>	<b>506</b>	<b>507</b>	<b>0%</b>

No change in offenses scored for all Part I Index Crimes City Wide during the month of December 2017.

A 10% decrease in offenses scored for all Crimes Against Persons City Wide during the month of December 2017.

A 2% increase in offenses scored for all Crimes Against Property City Wide during the month of December 2017.

**CRIMES AGAINST PERSONS**

OFFENSE HEADING	2016	2017
Murder	2	1
Sexual Assault	5	5
Robbery	22	13
Agg Assault / Agg Battery	57	58
Human Trafficking	0	0
<b>TOTAL</b>	<b>86</b>	<b>77</b>
<b>TOTAL % CHANGE</b>		<b>-10%</b>

**CRIMES AGAINST PROPERTY**

OFFENSE HEADING	2016	2017
Burglary	99	88
Theft (Larceny)	290	325
Motor Vehicle Theft	28	16
Arson	3	1
<b>TOTAL</b>	<b>420</b>	<b>430</b>
<b>TOTAL % CHANGE</b>		<b>2%</b>