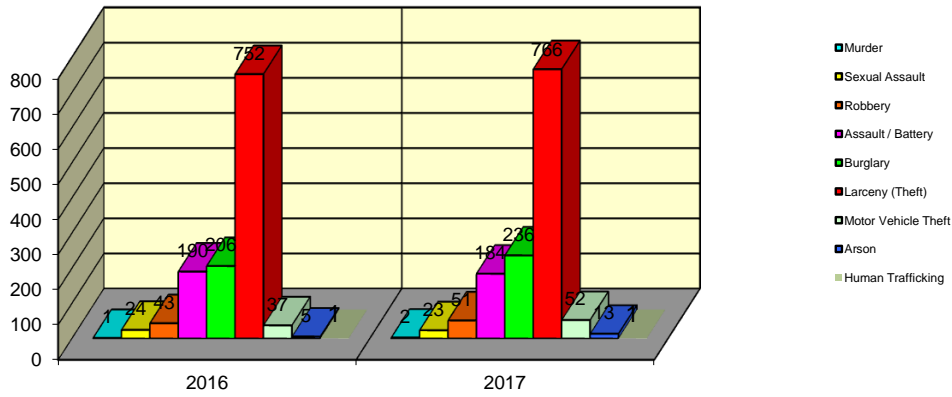


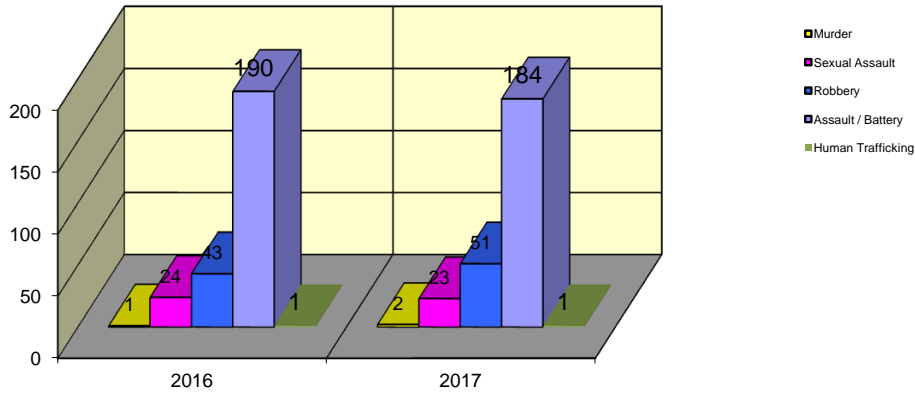
**CITY WIDE
PART I INDEX CRIMES BY OFFENSE HEADING
YEAR-TO-DATE COMPARISON
JANUARY - MARCH (FINAL 02-23-18)**

UCR	OFFENSE HEADING	2016		2017	
	MURDER		1		2
0110	Homicide - First Degree	1		2	
0130	Homicide - Second Degree	0		0	
	SEXUAL ASSAULT		24		23
0260	Sexual Assault - Criminal	16		20	
0261	Sexual Assault - Aggravated	5		3	
0262	Sexual Assault - Forcible Sodomy	0		0	
0280	Pred Criminal Sexual Assault Of A Child	2		0	
0281	Sexual Assault - With an Object	1		0	
	ROBBERY		43		51
0310	Robbery - Armed	4		6	
0320	Robbery - Criminal	1		0	
0330	Robbery - Aggravated	1		6	
0310	Robbery to Person - Armed	19		16	
0320	Robbery to Person - Criminal	17		19	
0330	Robbery to Person - Aggravated	0		2	
0325	Vehicular Hijacking	1		2	
0326	Vehicular Hijacking - Aggravated	0		0	
	AGG ASSAULT / AGG BATTERY		190		184
0410	Attempted Murder	1		3	
0410	Battery - Aggravated	49		68	
0480	Battery - Heinous	0		0	
0485	Battery to Child - Aggravated	1		1	
0488	Aggravated Domestic Battery	70		39	
0490	Ritual Mutilation	0		0	
0495	Battery to Senior Citizen - Aggravated	1		0	
0510	Assault - Aggravated	68		73	
	BURGLARY		206		236
0610	Burglary - Commercial	22		25	
0610	Burglary - Non Residential	39		58	
0625	Burglary - Residential	139		145	
0650	Home Invasion	6		8	
	THEFT (LARCENY)		752		766
0710	Theft from Motor Vehicle	10		4	
0720	Theft - Parts/Access of Motor Vehicle	19		20	
0730	Burglary - Parts/Access of Motor Vehicle	1		0	
0760	Burglary from Motor Vehicle	143		161	
0770	Vehicular Invasion (W/Intent To Commit Theft)	2		1	
0810	Theft - Over \$500	93		93	
0820	Theft - \$500 and Under	201		176	
0860	Theft - Retail	278		311	
0865	Theft - Delivery Container	0		0	
0870	Theft - Pocket Picking	1		0	
0880	Theft - Purse Snatching	0		0	
0890	Theft - From Building	1		0	
0895	Theft - Coin Operated Machine or Device	3		0	
	MOTOR VEHICLE THEFT		37		52
0910	Theft of Motor Vehicle	37		52	
	ARSON		5		13
1010	Arson - Criminal	3		8	
1025	Arson - Aggravated	2		4	
1310	Criminal Damage (By Fire Or Explosives)	0		1	
	HUMAN TRAFFICKING		1		1
1050	Commercial Sex Acts	1		1	
1055	Involuntary Servitude	0		0	
	GRAND TOTAL YEAR TO DATE		1,259		1,328

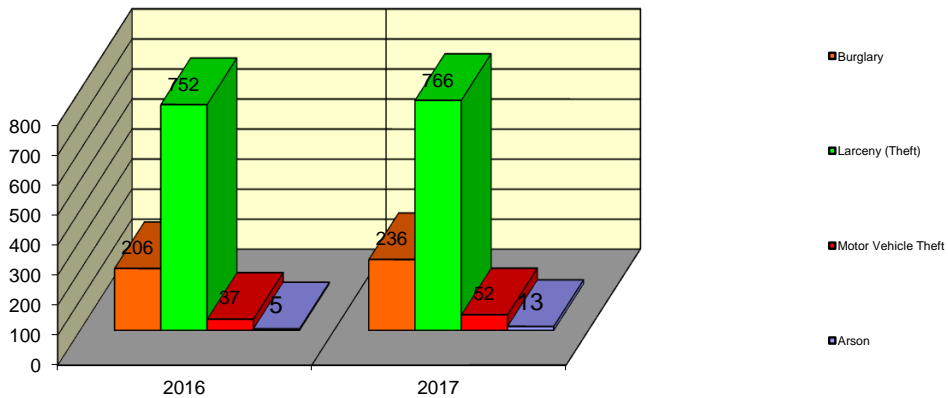
Springfield Police Department Part I Index Crimes - City Wide - Jan-Mar Comparison



Springfield Police Department Crimes Against Persons - City Wide - Jan-Mar Comparison



Springfield Police Department Crimes Against Property - City Wide - Jan-Mar Comparison



**CITY WIDE
PART I INDEX CRIMES BY OFFENSE HEADING
YEAR-TO-DATE COMPARISON
JANUARY - MARCH (FINAL 02-23-18)**

OFFENSE HEADING	2016	2017	CHANGE
Murder	1	2	1
Sexual Assault	24	23	-1
Robbery	43	51	8
Agg Assault / Agg Battery	190	184	-6
Burglary	206	236	30
Theft (Larceny)	752	766	14
Motor Vehicle Theft	37	52	15
Arson	5	13	8
Human Trafficking	1	1	0
GRAND TOTAL YTD	1,259	1,328	5%

A 5% increase in offenses scored for all Part I Index Crimes City Wide during the months of January - March 2017.

A 1% increase in offenses scored for all Crimes Against Persons City Wide during the months of January - March 2017.

A 7% increase in offenses scored for all Crimes Against Property City Wide during the months of January - March 2017.

CRIMES AGAINST PERSONS

OFFENSE HEADING	2016	2017
Murder	1	2
Sexual Assault	24	23
Robbery	43	51
Agg Assault / Agg Battery	190	184
Human Trafficking	1	1
TOTAL	259	261
TOTAL % CHANGE		1%

CRIMES AGAINST PROPERTY

OFFENSE HEADING	2016	2017
Burglary	206	236
Theft (Larceny)	752	766
Motor Vehicle Theft	37	52
Arson	5	13
TOTAL	1,000	1,067
TOTAL % CHANGE		7%