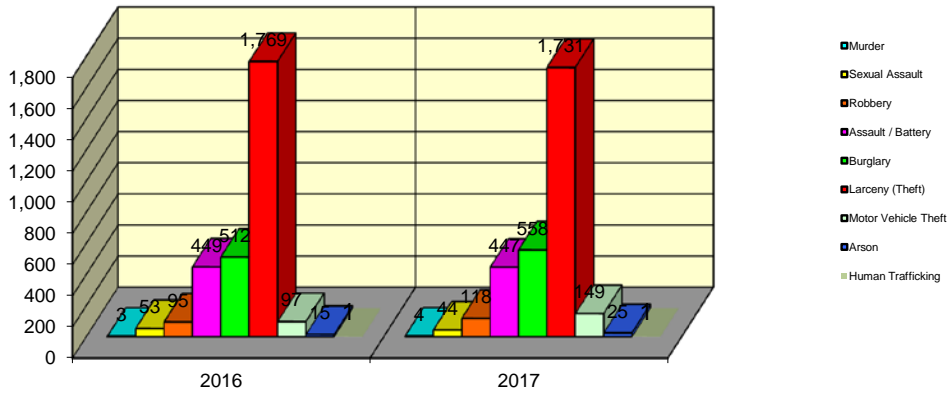


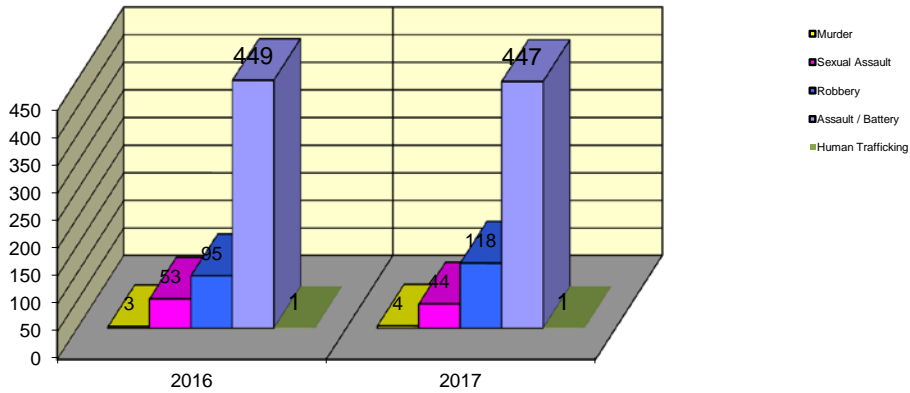
**CITY WIDE
PART I INDEX CRIMES BY OFFENSE HEADING
YEAR-TO-DATE COMPARISON
JANUARY - JUNE (CORRECTED FINAL 01-08-19)**

UCR	OFFENSE HEADING	2016		2017	
	MURDER		3		4
0110	Homicide - First Degree	3		4	
0130	Homicide - Second Degree	0		0	
	SEXUAL ASSAULT		53		44
0260	Sexual Assault - Criminal	37		36	
0261	Sexual Assault - Aggravated	9		5	
0262	Sexual Assault - Forcible Sodomy	0		0	
0280	Pred Criminal Sexual Assault Of A Child	5		3	
0281	Sexual Assault - With an Object	2		0	
	ROBBERY		95		118
0310	Robbery - Armed	9		11	
0320	Robbery - Criminal	2		1	
0330	Robbery - Aggravated	1		6	
0310	Robbery to Person - Armed	38		43	
0320	Robbery to Person - Criminal	38		50	
0330	Robbery to Person - Aggravated	5		4	
0325	Vehicular Hijacking	2		3	
0326	Vehicular Hijacking - Aggravated	0		0	
	AGG ASSAULT / AGG BATTERY		449		447
0410	Attempted Murder	1		3	
0410	Battery - Aggravated	152		170	
0480	Battery - Heinous	0		0	
0485	Battery to Child - Aggravated	2		1	
0488	Aggravated Domestic Battery	136		87	
0490	Ritual Mutilation	0		0	
0495	Battery to Senior Citizen - Aggravated	2		3	
0510	Assault - Aggravated	156		183	
	BURGLARY		512		558
0610	Burglary - Commercial	43		48	
0610	Burglary - Non Residential	128		133	
0625	Burglary - Residential	327		359	
0650	Home Invasion	14		18	
	THEFT (LARCENY)		1,769		1,731
0710	Theft from Motor Vehicle	17		9	
0720	Theft - Parts/Access of Motor Vehicle	41		44	
0730	Burglary - Parts/Access of Motor Vehicle	5		1	
0760	Burglary from Motor Vehicle	345		440	
0770	Vehicular Invasion (W/Intent To Commit Theft)	2		3	
0810	Theft - Over \$500	218		195	
0820	Theft - \$500 and Under	467		402	
0860	Theft - Retail	663		635	
0865	Theft - Delivery Container	0		0	
0870	Theft - Pocket Picking	6		1	
0880	Theft - Purse Snatching	1		0	
0890	Theft - From Building	1		0	
0895	Theft - Coin Operated Machine or Device	3		1	
	MOTOR VEHICLE THEFT		97		149
0910	Theft of Motor Vehicle	97		149	
	ARSON		15		25
1010	Arson - Criminal	10		15	
1025	Arson - Aggravated	3		8	
1310	Criminal Damage (By Fire Or Explosives)	2		2	
	HUMAN TRAFFICKING		1		1
1050	Commercial Sex Acts	1		1	
1055	Involuntary Servitude	0		0	
	GRAND TOTAL YEAR TO DATE		2,994		3,077

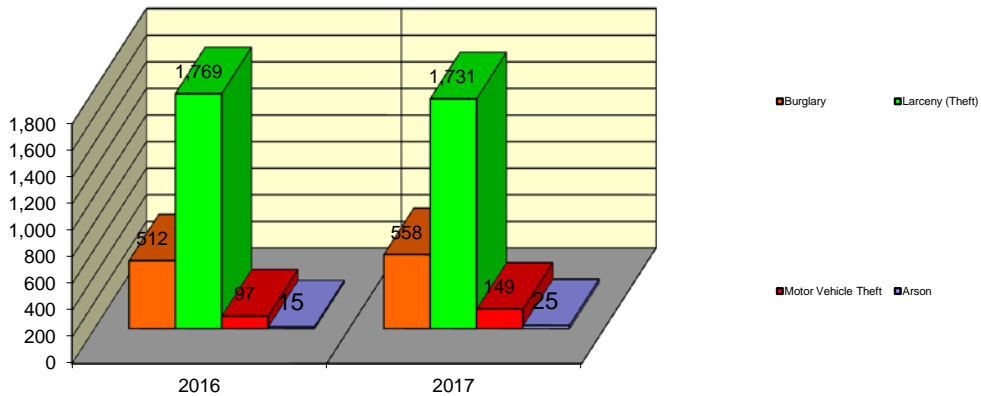
Springfield Police Department Part I Index Crimes - City Wide - Jan-Jun Comparison



Springfield Police Department Crimes Against Persons - City Wide - Jan-Jun Comparison



Springfield Police Department Crimes Against Property - City Wide - Jan-Jun Comparison



**CITY WIDE
PART I INDEX CRIMES BY OFFENSE HEADING
YEAR-TO-DATE COMPARISON
JANUARY - JUNE (CORRECTED FINAL 01-08-19)**

OFFENSE HEADING	2016	2017	CHANGE
Murder	3	4	1
Sexual Assault	53	44	-9
Robbery	95	118	23
Agg Assault / Agg Battery	449	447	-2
Burglary	512	558	46
Theft (Larceny)	1769	1731	-38
Motor Vehicle Theft	97	149	52
Arson	15	25	10
Human Trafficking	1	1	0
GRAND TOTAL YTD	2,994	3,077	3%

A 3% increase in offenses scored for all Part I Index Crimes City Wide during the months of January - June 2017.

A 2% increase in offenses scored for all Crimes Against Persons City Wide during the months of January - June 2017.

A 3% increase in offenses scored for all Crimes Against Property City Wide during the months of January - June 2017.

CRIMES AGAINST PERSONS

OFFENSE HEADING	2016	2017
Murder	3	4
Sexual Assault	53	44
Robbery	95	118
Agg Assault / Agg Battery	449	447
Human Trafficking	1	1
TOTAL	601	614
TOTAL % CHANGE		2%

CRIMES AGAINST PROPERTY

OFFENSE HEADING	2016	2017
Burglary	512	558
Theft (Larceny)	1,769	1,731
Motor Vehicle Theft	97	149
Arson	15	25
TOTAL	2,393	2,463
TOTAL % CHANGE		3%