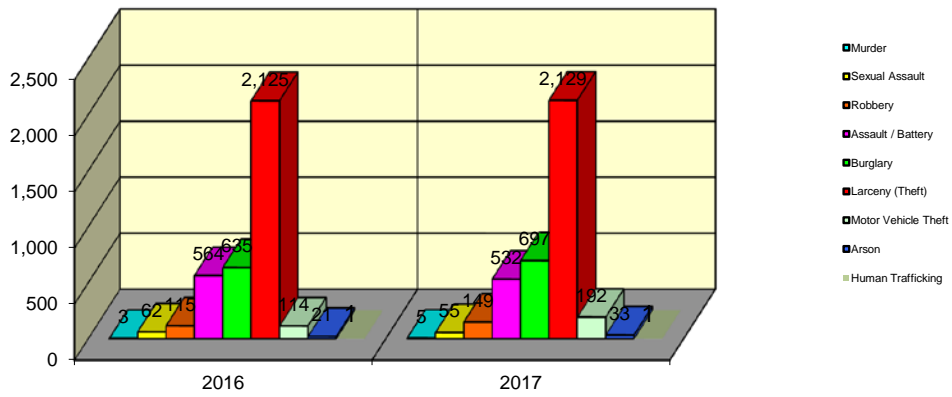


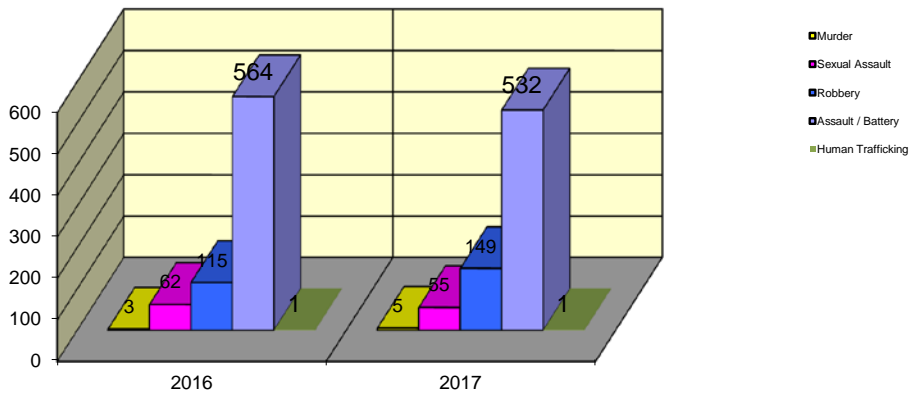
**CITY WIDE  
PART I INDEX CRIMES BY OFFENSE HEADING  
YEAR-TO-DATE COMPARISON  
JANUARY - JULY (CORRECTED FINAL 01-08-19)**

| UCR  | OFFENSE HEADING                               | 2016 |              | 2017 |              |
|------|---|------|--------------|------|--------------|
|      | <b>MURDER</b>                                 |      | <b>3</b>     |      | <b>5</b>     |
| 0110 | Homicide - First Degree                       | 3    |              | 5    |              |
| 0130 | Homicide - Second Degree                      | 0    |              | 0    |              |
|      | <b>SEXUAL ASSAULT</b>                         |      | <b>62</b>    |      | <b>55</b>    |
| 0260 | Sexual Assault - Criminal                     | 45   |              | 46   |              |
| 0261 | Sexual Assault - Aggravated                   | 9    |              | 5    |              |
| 0262 | Sexual Assault - Forcible Sodomy              | 0    |              | 0    |              |
| 0280 | Pred Criminal Sexual Assault Of A Child       | 6    |              | 3    |              |
| 0281 | Sexual Assault - With an Object               | 2    |              | 1    |              |
|      | <b>ROBBERY</b>                                |      | <b>115</b>   |      | <b>149</b>   |
| 0310 | Robbery - Armed                               | 9    |              | 15   |              |
| 0320 | Robbery - Criminal                            | 2    |              | 1    |              |
| 0330 | Robbery - Aggravated                          | 1    |              | 7    |              |
| 0310 | Robbery to Person - Armed                     | 49   |              | 51   |              |
| 0320 | Robbery to Person - Criminal                  | 47   |              | 68   |              |
| 0330 | Robbery to Person - Aggravated                | 5    |              | 4    |              |
| 0325 | Vehicular Hijacking                           | 2    |              | 3    |              |
| 0326 | Vehicular Hijacking - Aggravated              | 0    |              | 0    |              |
|      | <b>AGG ASSAULT / AGG BATTERY</b>              |      | <b>564</b>   |      | <b>532</b>   |
| 0410 | Attempted Murder                              | 1    |              | 3    |              |
| 0410 | Battery - Aggravated                          | 195  |              | 190  |              |
| 0480 | Battery - Heinous                             | 0    |              | 0    |              |
| 0485 | Battery to Child - Aggravated                 | 3    |              | 1    |              |
| 0488 | Aggravated Domestic Battery                   | 165  |              | 109  |              |
| 0490 | Ritual Mutilation                             | 0    |              | 0    |              |
| 0495 | Battery to Senior Citizen - Aggravated        | 2    |              | 3    |              |
| 0510 | Assault - Aggravated                          | 198  |              | 226  |              |
|      | <b>BURGLARY</b>                               |      | <b>635</b>   |      | <b>697</b>   |
| 0610 | Burglary - Commercial                         | 55   |              | 74   |              |
| 0610 | Burglary - Non Residential                    | 155  |              | 175  |              |
| 0625 | Burglary - Residential                        | 410  |              | 428  |              |
| 0650 | Home Invasion                                 | 15   |              | 20   |              |
|      | <b>THEFT (LARCENY)</b>                        |      | <b>2,125</b> |      | <b>2,129</b> |
| 0710 | Theft from Motor Vehicle                      | 20   |              | 17   |              |
| 0720 | Theft - Parts/Access of Motor Vehicle         | 49   |              | 46   |              |
| 0730 | Burglary - Parts/Access of Motor Vehicle      | 9    |              | 1    |              |
| 0760 | Burglary from Motor Vehicle                   | 427  |              | 571  |              |
| 0770 | Vehicular Invasion (W/Intent To Commit Theft) | 2    |              | 3    |              |
| 0810 | Theft - Over \$500                            | 269  |              | 235  |              |
| 0820 | Theft - \$500 and Under                       | 546  |              | 508  |              |
| 0860 | Theft - Retail                                | 792  |              | 745  |              |
| 0865 | Theft - Delivery Container                    | 0    |              | 0    |              |
| 0870 | Theft - Pocket Picking                        | 6    |              | 1    |              |
| 0880 | Theft - Purse Snatching                       | 1    |              | 0    |              |
| 0890 | Theft - From Building                         | 1    |              | 0    |              |
| 0895 | Theft - Coin Operated Machine or Device       | 3    |              | 2    |              |
|      | <b>MOTOR VEHICLE THEFT</b>                    |      | <b>114</b>   |      | <b>192</b>   |
| 0910 | Theft of Motor Vehicle                        | 114  |              | 192  |              |
|      | <b>ARSON</b>                                  |      | <b>21</b>    |      | <b>33</b>    |
| 1010 | Arson - Criminal                              | 14   |              | 20   |              |
| 1025 | Arson - Aggravated                            | 3    |              | 9    |              |
| 1310 | Criminal Damage (By Fire Or Explosives)       | 4    |              | 4    |              |
|      | <b>HUMAN TRAFFICKING</b>                      |      | <b>1</b>     |      | <b>1</b>     |
| 1050 | Commercial Sex Acts                           | 1    |              | 1    |              |
| 1055 | Involuntary Servitude                         | 0    |              | 0    |              |
|      | <b>GRAND TOTAL YEAR TO DATE</b>               |      | <b>3,640</b> |      | <b>3,793</b> |

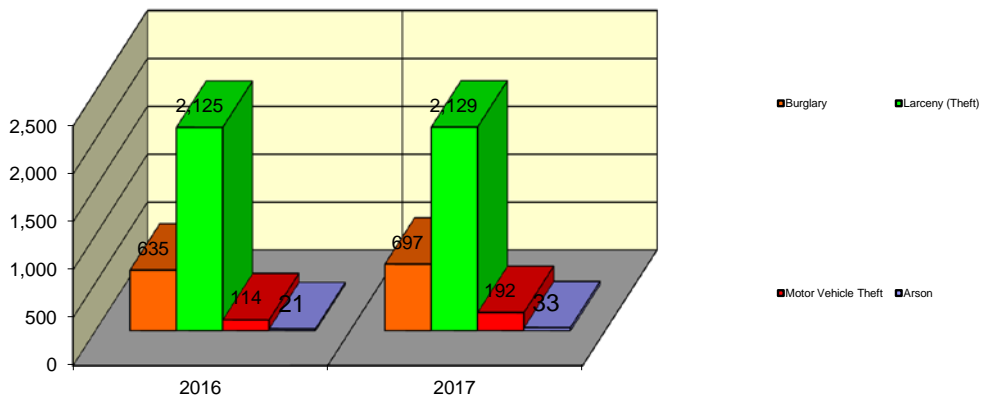
### Springfield Police Department Part I Index Crimes - City Wide - Jan-Jul Comparison



### Springfield Police Department Crimes Against Persons - City Wide - Jan-Jul Comparison



### Springfield Police Department Crimes Against Property - City Wide - Jan-Jul Comparison



**CITY WIDE  
PART I INDEX CRIMES BY OFFENSE HEADING  
YEAR-TO-DATE COMPARISON  
JANUARY - JULY (CORRECTED FINAL 01-08-19)**

| OFFENSE HEADING           | 2016         | 2017         | CHANGE    |
|---------------------------|--------------|--------------|-----------|
| Murder                    | 3            | 5            | 2         |
| Sexual Assault            | 62           | 55           | -7        |
| Robbery                   | 115          | 149          | 34        |
| Agg Assault / Agg Battery | 564          | 532          | -32       |
| Burglary                  | 635          | 697          | 62        |
| Theft (Larceny)           | 2125         | 2129         | 4         |
| Motor Vehicle Theft       | 114          | 192          | 78        |
| Arson                     | 21           | 33           | 12        |
| Human Trafficking         | 1            | 1            | 0         |
| <b>GRAND TOTAL YTD</b>    | <b>3,640</b> | <b>3,793</b> | <b>4%</b> |

A 4% increase in offenses scored for all Part I Index Crimes City Wide during the months of January - July 2017.

No change in offenses scored for all Crimes Against Persons City Wide during the months of January - July 2017.

A 5% increase in offenses scored for all Crimes Against Property City Wide during the months of January - July 2017.

**CRIMES AGAINST PERSONS**

| OFFENSE HEADING           | 2016       | 2017       |
|---------------------------|------------|------------|
| Murder                    | 3          | 5          |
| Sexual Assault            | 62         | 55         |
| Robbery                   | 115        | 149        |
| Agg Assault / Agg Battery | 564        | 532        |
| Human Trafficking         | 1          | 1          |
|                           |            |            |
| <b>TOTAL</b>              | <b>745</b> | <b>742</b> |
| <b>TOTAL % CHANGE</b>     |            | <b>0%</b>  |

**CRIMES AGAINST PROPERTY**

| OFFENSE HEADING       | 2016         | 2017         |
|-----------------------|--------------|--------------|
| Burglary              | 635          | 697          |
| Theft (Larceny)       | 2,125        | 2,129        |
| Motor Vehicle Theft   | 114          | 192          |
| Arson                 | 21           | 33           |
|                       |              |              |
| <b>TOTAL</b>          | <b>2,895</b> | <b>3,051</b> |
| <b>TOTAL % CHANGE</b> |              | <b>5%</b>    |