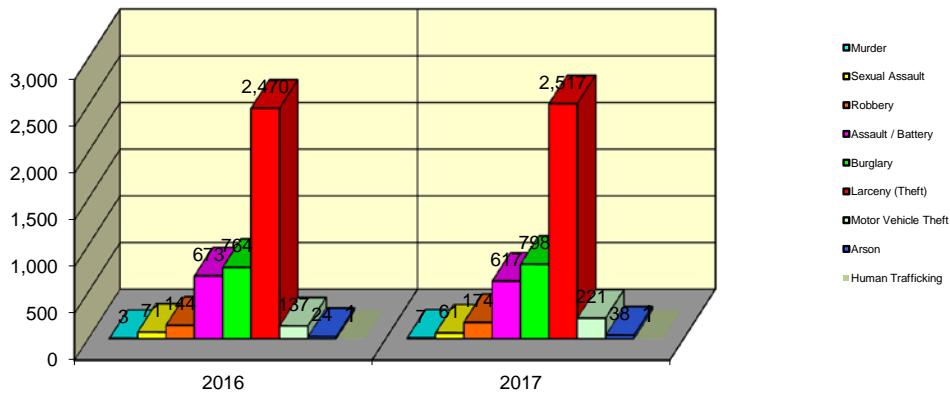


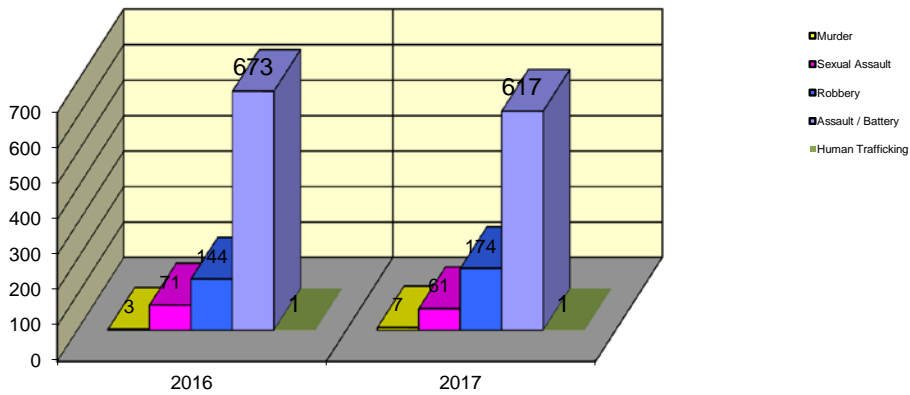
**CITY WIDE  
PART I INDEX CRIMES BY OFFENSE HEADING  
YEAR-TO-DATE COMPARISON  
JANUARY - AUGUST (CORRECTED FINAL 01-08-19)**

UCR	OFFENSE HEADING	2016		2017	
	<b>MURDER</b>		<b>3</b>		<b>7</b>
0110	Homicide - First Degree	3		7	
0130	Homicide - Second Degree	0		0	
	<b>SEXUAL ASSAULT</b>		<b>71</b>		<b>61</b>
0260	Sexual Assault - Criminal	50		51	
0261	Sexual Assault - Aggravated	12		6	
0262	Sexual Assault - Forcible Sodomy	0		0	
0280	Pred Criminal Sexual Assault Of A Child	7		3	
0281	Sexual Assault - With an Object	2		1	
	<b>ROBBERY</b>		<b>144</b>		<b>174</b>
0310	Robbery - Armed	10		16	
0320	Robbery - Criminal	3		1	
0330	Robbery - Aggravated	2		7	
0310	Robbery to Person - Armed	64		61	
0320	Robbery to Person - Criminal	56		82	
0330	Robbery to Person - Aggravated	7		4	
0325	Vehicular Hijacking	2		3	
0326	Vehicular Hijacking - Aggravated	0		0	
	<b>AGG ASSAULT / AGG BATTERY</b>		<b>673</b>		<b>617</b>
0410	Attempted Murder	1		3	
0410	Battery - Aggravated	225		219	
0480	Battery - Heinous	0		0	
0485	Battery to Child - Aggravated	4		1	
0488	Aggravated Domestic Battery	191		124	
0490	Ritual Mutilation	0		0	
0495	Battery to Senior Citizen - Aggravated	2		3	
0510	Assault - Aggravated	250		267	
	<b>BURGLARY</b>		<b>764</b>		<b>798</b>
0610	Burglary - Commercial	63		91	
0610	Burglary - Non Residential	185		197	
0625	Burglary - Residential	500		484	
0650	Home Invasion	16		26	
	<b>THEFT (LARCENY)</b>		<b>2,470</b>		<b>2,517</b>
0710	Theft from Motor Vehicle	20		20	
0720	Theft - Parts/Access of Motor Vehicle	59		56	
0730	Burglary - Parts/Access of Motor Vehicle	11		2	
0760	Burglary from Motor Vehicle	525		665	
0770	Vehicular Invasion (W/Intent To Commit Theft)	3		5	
0810	Theft - Over \$500	319		268	
0820	Theft - \$500 and Under	624		598	
0860	Theft - Retail	896		898	
0865	Theft - Delivery Container	0		0	
0870	Theft - Pocket Picking	7		1	
0880	Theft - Purse Snatching	2		0	
0890	Theft - From Building	1		0	
0895	Theft - Coin Operated Machine or Device	3		4	
	<b>MOTOR VEHICLE THEFT</b>		<b>137</b>		<b>221</b>
0910	Theft of Motor Vehicle	137		221	
	<b>ARSON</b>		<b>24</b>		<b>38</b>
1010	Arson - Criminal	17		24	
1025	Arson - Aggravated	3		9	
1310	Criminal Damage (By Fire Or Explosives)	4		5	
	<b>HUMAN TRAFFICKING</b>		<b>1</b>		<b>1</b>
1050	Commercial Sex Acts	1		1	
1055	Involuntary Servitude	0		0	
	<b>GRAND TOTAL YEAR TO DATE</b>		<b>4,287</b>		<b>4,434</b>

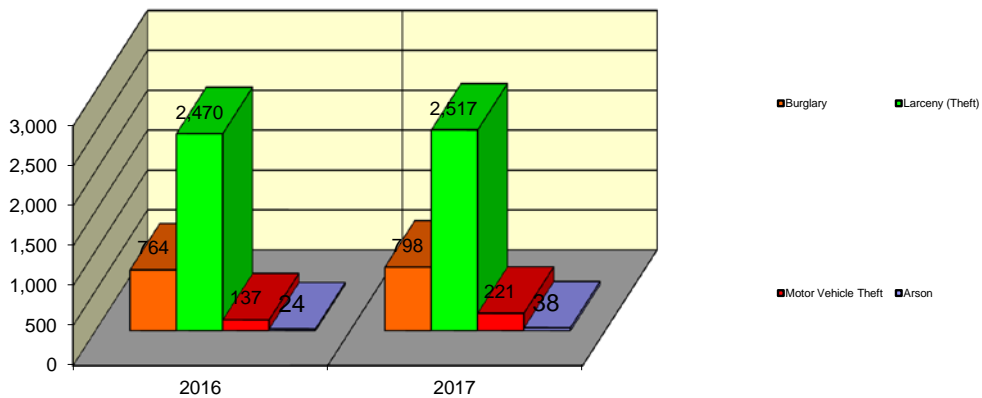
### Springfield Police Department Part I Index Crimes - City Wide - Jan-Aug Comparison



### Springfield Police Department Crimes Against Persons - City Wide - Jan-Aug Comparison



### Springfield Police Department Crimes Against Property - City Wide - Jan-Aug Comparison



**CITY WIDE  
PART I INDEX CRIMES BY OFFENSE HEADING  
YEAR-TO-DATE COMPARISON  
JANUARY - AUGUST (CORRECTED FINAL 01-08-19)**

OFFENSE HEADING	2016	2017	CHANGE
Murder	3	7	4
Sexual Assault	71	61	-10
Robbery	144	174	30
Agg Assault / Agg Battery	673	617	-56
Burglary	764	798	34
Theft (Larceny)	2470	2517	47
Motor Vehicle Theft	137	221	84
Arson	24	38	14
Human Trafficking	1	1	0
<b>GRAND TOTAL YTD</b>	<b>4,287</b>	<b>4,434</b>	<b>3%</b>

A 3% increase in offenses scored for all Part I Index Crimes City Wide during the months of January - August 2017.

A 4% decrease in offenses scored for all Crimes Against Persons City Wide during the months of January - August 2017.

A 5% increase in offenses scored for all Crimes Against Property City Wide during the months of January - August 2017.

**CRIMES AGAINST PERSONS**

OFFENSE HEADING	2016	2017
Murder	3	7
Sexual Assault	71	61
Robbery	144	174
Agg Assault / Agg Battery	673	617
Human Trafficking	1	1
<b>TOTAL</b>	<b>892</b>	<b>860</b>
<b>TOTAL % CHANGE</b>		<b>-4%</b>

**CRIMES AGAINST PROPERTY**

OFFENSE HEADING	2016	2017
Burglary	764	798
Theft (Larceny)	2,470	2,517
Motor Vehicle Theft	137	221
Arson	24	38
<b>TOTAL</b>	<b>3,395</b>	<b>3,574</b>
<b>TOTAL % CHANGE</b>		<b>5%</b>