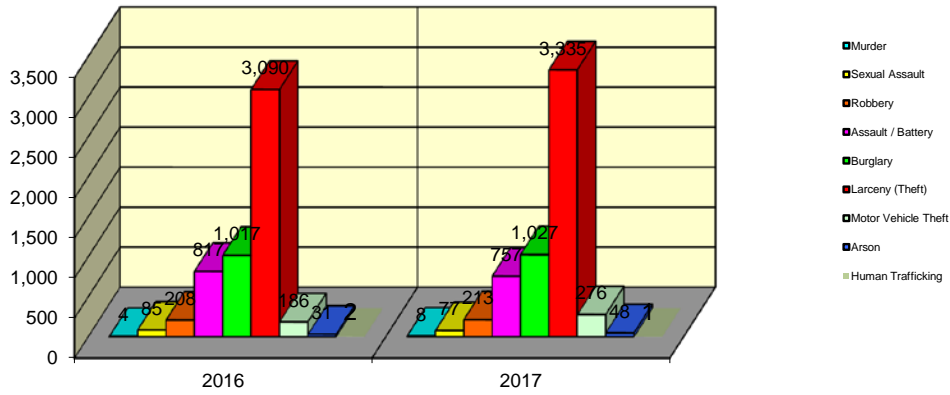


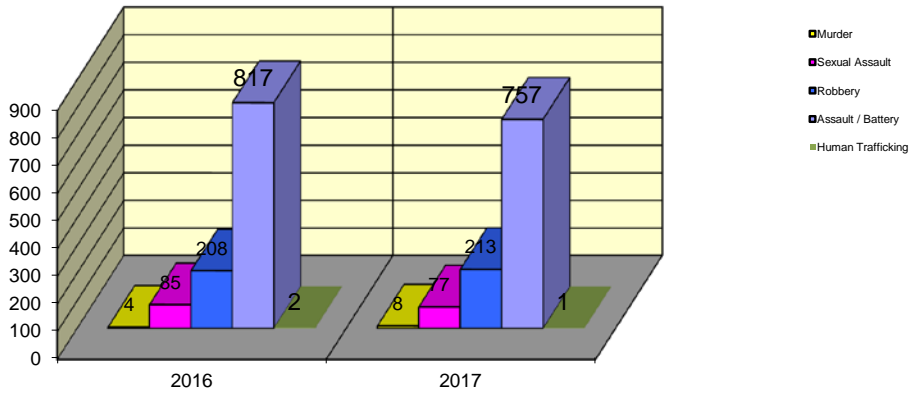
**CITY WIDE
PART I INDEX CRIMES BY OFFENSE HEADING
YEAR-TO-DATE COMPARISON
JANUARY - OCTOBER (CORRECTED FINAL 01-08-19)**

UCR	OFFENSE HEADING	2016		2017	
	MURDER		4		8
0110	Homicide - First Degree	4		8	
0130	Homicide - Second Degree	0		0	
	SEXUAL ASSAULT		85		77
0260	Sexual Assault - Criminal	63		64	
0261	Sexual Assault - Aggravated	12		7	
0262	Sexual Assault - Forcible Sodomy	0		0	
0280	Pred Criminal Sexual Assault Of A Child	7		5	
0281	Sexual Assault - With an Object	3		1	
	ROBBERY		208		213
0310	Robbery - Armed	14		19	
0320	Robbery - Criminal	5		1	
0330	Robbery - Aggravated	3		8	
0310	Robbery to Person - Armed	99		77	
0320	Robbery to Person - Criminal	75		99	
0330	Robbery to Person - Aggravated	9		6	
0325	Vehicular Hijacking	2		3	
0326	Vehicular Hijacking - Aggravated	1		0	
	AGG ASSAULT / AGG BATTERY		817		757
0410	Attempted Murder	1		3	
0410	Battery - Aggravated	279		272	
0480	Battery - Heinous	0		0	
0485	Battery to Child - Aggravated	4		1	
0488	Aggravated Domestic Battery	226		152	
0490	Ritual Mutilation	0		0	
0495	Battery to Senior Citizen - Aggravated	2		3	
0510	Assault - Aggravated	305		326	
	BURGLARY		1,017		1,027
0610	Burglary - Commercial	94		117	
0610	Burglary - Non Residential	234		270	
0625	Burglary - Residential	670		612	
0650	Home Invasion	19		28	
	THEFT (LARCENY)		3,090		3,335
0710	Theft from Motor Vehicle	23		27	
0720	Theft - Parts/Access of Motor Vehicle	74		72	
0730	Burglary - Parts/Access of Motor Vehicle	16		3	
0760	Burglary from Motor Vehicle	636		908	
0770	Vehicular Invasion (W/Intent To Commit Theft)	3		5	
0810	Theft - Over \$500	412		345	
0820	Theft - \$500 and Under	786		789	
0860	Theft - Retail	1,118		1,180	
0865	Theft - Delivery Container	0		0	
0870	Theft - Pocket Picking	8		1	
0880	Theft - Purse Snatching	3		0	
0890	Theft - From Building	1		0	
0895	Theft - Coin Operated Machine or Device	10		5	
	MOTOR VEHICLE THEFT		186		276
0910	Theft of Motor Vehicle	186		276	
	ARSON		31		48
1010	Arson - Criminal	20		33	
1025	Arson - Aggravated	3		9	
1310	Criminal Damage (By Fire Or Explosives)	8		6	
	HUMAN TRAFFICKING		2		1
1050	Commercial Sex Acts	2		1	
1055	Involuntary Servitude	0		0	
	GRAND TOTAL YEAR TO DATE		5,440		5,742

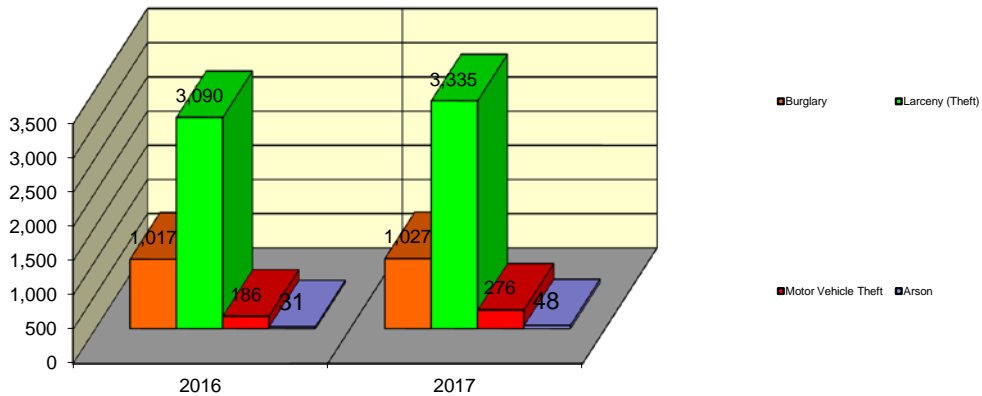
Springfield Police Department Part I Index Crimes - City Wide - Jan-Oct Comparison



Springfield Police Department Crimes Against Persons - City Wide - Jan-Oct Comparison



Springfield Police Department Crimes Against Property - City Wide - Jan-Oct Comparison



**CITY WIDE
PART I INDEX CRIMES BY OFFENSE HEADING
YEAR-TO-DATE COMPARISON
JANUARY - OCTOBER (CORRECTED FINAL 01-08-19)**

OFFENSE HEADING	2016	2017	CHANGE
Murder	4	8	4
Sexual Assault	85	77	-8
Robbery	208	213	5
Agg Assault / Agg Battery	817	757	-60
Burglary	1017	1027	10
Theft (Larceny)	3090	3335	245
Motor Vehicle Theft	186	276	90
Arson	31	48	17
Human Trafficking	2	1	-1
GRAND TOTAL YTD	5,440	5,742	6%

A 6% increase in offenses scored for all Part I Index Crimes City Wide during the months of January - October 2017.

A 5% decrease in offenses scored for all Crimes Against Persons City Wide during the months of January - October 2017.

An 8% increase in offenses scored for all Crimes Against Property City Wide during the months of January - October 2017.

CRIMES AGAINST PERSONS

OFFENSE HEADING	2016	2017
Murder	4	8
Sexual Assault	85	77
Robbery	208	213
Agg Assault / Agg Battery	817	757
Human Trafficking	2	1
TOTAL	1,116	1,056
TOTAL % CHANGE		-5%

CRIMES AGAINST PROPERTY

OFFENSE HEADING	2016	2017
Burglary	1,017	1,027
Theft (Larceny)	3,090	3,335
Motor Vehicle Theft	186	276
Arson	31	48
TOTAL	4,324	4,686
TOTAL % CHANGE		8%