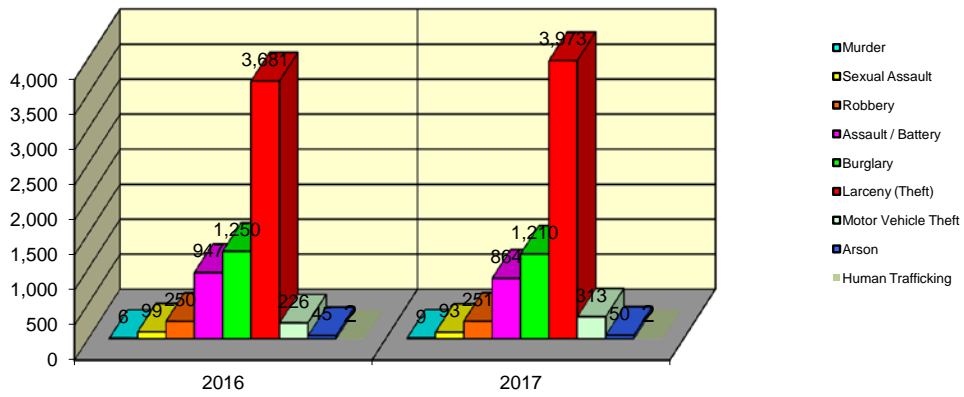


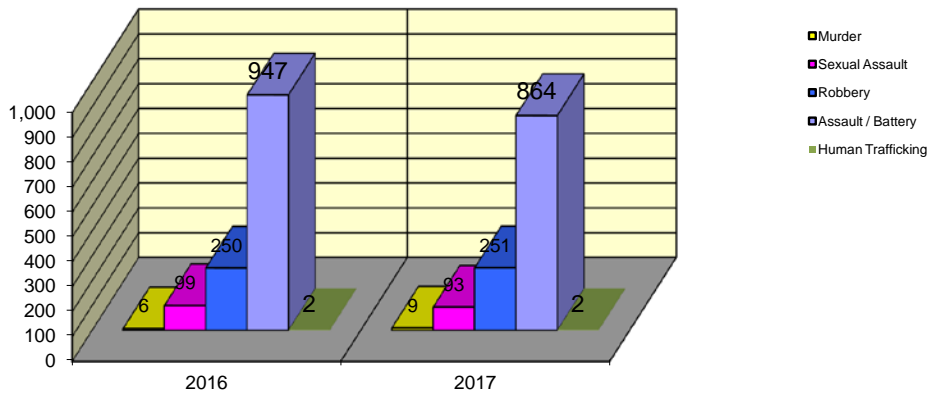
**CITY WIDE
PART I INDEX CRIMES BY OFFENSE HEADING
YEAR-TO-DATE COMPARISON
JANUARY - DECEMBER (CORRECTED FINAL 01-08-19)**

UCR	OFFENSE HEADING	2016		2017	
	MURDER		6		9
0110	Homicide - First Degree	6		9	
0130	Homicide - Second Degree	0		0	
	SEXUAL ASSAULT		99		93
0260	Sexual Assault - Criminal	74		74	
0261	Sexual Assault - Aggravated	13		13	
0262	Sexual Assault - Forcible Sodomy	0		0	
0280	Pred Criminal Sexual Assault Of A Child	9		5	
0281	Sexual Assault - With an Object	3		1	
	ROBBERY		250		251
0310	Robbery - Armed	22		21	
0320	Robbery - Criminal	6		1	
0330	Robbery - Aggravated	5		9	
0310	Robbery to Person - Armed	112		96	
0320	Robbery to Person - Criminal	90		112	
0330	Robbery to Person - Aggravated	12		7	
0325	Vehicular Hijacking	2		4	
0326	Vehicular Hijacking - Aggravated	1		1	
	AGG ASSAULT / AGG BATTERY		947		864
0410	Attempted Murder	1		3	
0410	Battery - Aggravated	321		301	
0480	Battery - Heinous	0		0	
0485	Battery to Child - Aggravated	4		2	
0488	Aggravated Domestic Battery	274		172	
0490	Ritual Mutilation	0		0	
0495	Battery to Senior Citizen - Aggravated	4		3	
0510	Assault - Aggravated	343		383	
	BURGLARY		1,250		1,210
0610	Burglary - Commercial	119		128	
0610	Burglary - Non Residential	264		306	
0625	Burglary - Residential	844		743	
0650	Home Invasion	23		33	
	THEFT (LARCENY)		3,681		3,973
0710	Theft from Motor Vehicle	24		29	
0720	Theft - Parts/Access of Motor Vehicle	90		86	
0730	Burglary - Parts/Access of Motor Vehicle	18		3	
0760	Burglary from Motor Vehicle	761		1,047	
0770	Vehicular Invasion (W/Intent To Commit Theft)	5		5	
0810	Theft - Over \$500	475		413	
0820	Theft - \$500 and Under	915		926	
0860	Theft - Retail	1,366		1,458	
0865	Theft - Delivery Container	0		0	
0870	Theft - Pocket Picking	9		1	
0880	Theft - Purse Snatching	4		0	
0890	Theft - From Building	2		0	
0895	Theft - Coin Operated Machine or Device	12		5	
	MOTOR VEHICLE THEFT		226		313
0910	Theft of Motor Vehicle	226		313	
	ARSON		45		50
1010	Arson - Criminal	29		35	
1025	Arson - Aggravated	4		9	
1310	Criminal Damage (By Fire Or Explosives)	12		6	
	HUMAN TRAFFICKING		2		2
1050	Commercial Sex Acts	2		2	
1055	Involuntary Servitude	0		0	
	GRAND TOTAL YEAR TO DATE		6,506		6,765

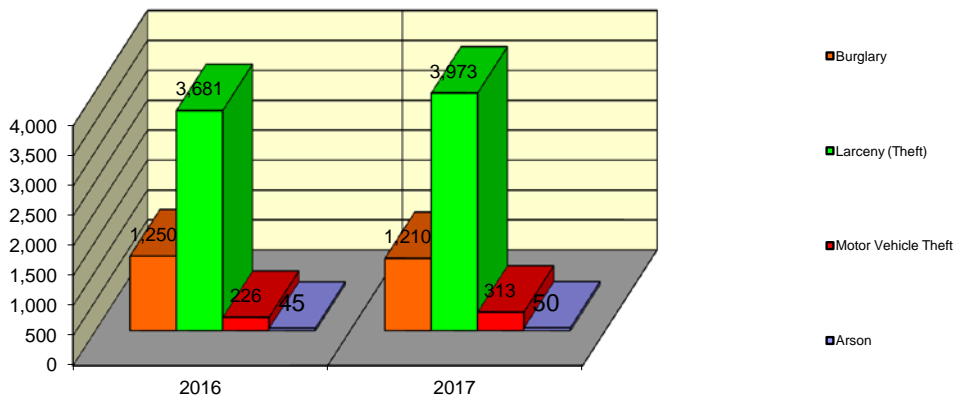
Springfield Police Department Part I Index Crimes - City Wide - Jan-Dec Comparison



Springfield Police Department Crimes Against Persons - City Wide - Jan-Dec Comparison



Springfield Police Department Crimes Against Property - City Wide - Jan-Dec Comparison



**CITY WIDE
PART I INDEX CRIMES BY OFFENSE HEADING
YEAR-TO-DATE COMPARISON
JANUARY - DECEMBER (CORRECTED FINAL 01-08-19)**

OFFENSE HEADING	2016	2017	CHANGE
Murder	6	9	3
Sexual Assault	99	93	-6
Robbery	250	251	1
Agg Assault / Agg Battery	947	864	-83
Burglary	1250	1210	-40
Theft (Larceny)	3681	3973	292
Motor Vehicle Theft	226	313	87
Arson	45	50	5
Human Trafficking	2	2	0
GRAND TOTAL YTD	6,506	6,765	4%

A 4% increase in offenses scored for all Part I Index Crimes City Wide during the months of January - December 2017.

A 7% decrease in offenses scored for all Crimes Against Persons City Wide during the months of January - December 2017.

A 7% increase in offenses scored for all Crimes Against Property City Wide during the months of January - December 2017.

CRIMES AGAINST PERSONS

OFFENSE HEADING	2016	2017
Murder	6	9
Sexual Assault	99	93
Robbery	250	251
Agg Assault / Agg Battery	947	864
Human Trafficking	2	2
TOTAL	1,304	1,219
TOTAL % CHANGE		-7%

CRIMES AGAINST PROPERTY

OFFENSE HEADING	2016	2017
Burglary	1,250	1,210
Theft (Larceny)	3,681	3,973
Motor Vehicle Theft	226	313
Arson	45	50
TOTAL	5,202	5,546
TOTAL % CHANGE		7%