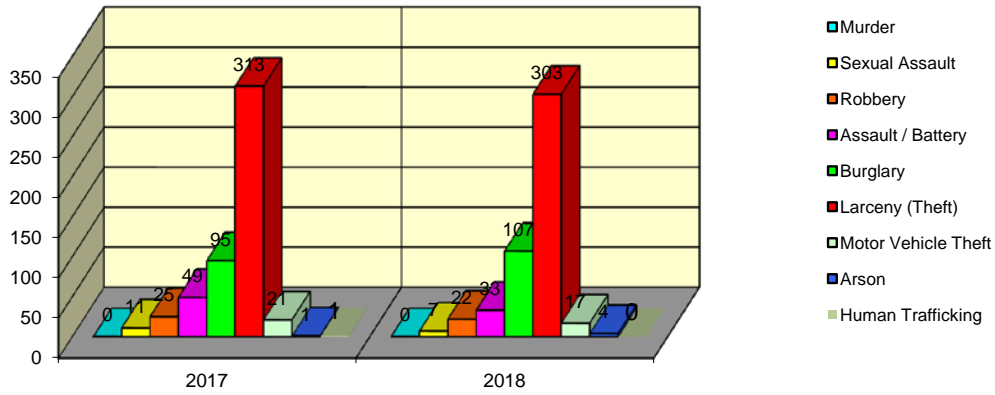


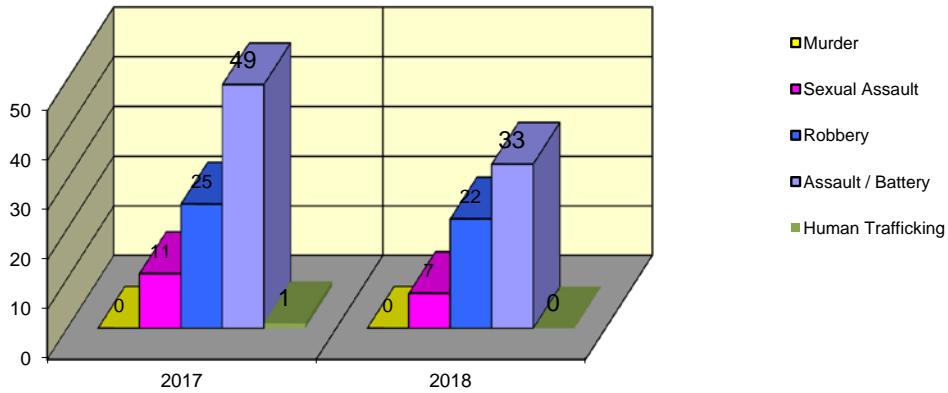
**CITY WIDE
PART I INDEX CRIMES BY OFFENSE HEADING
MONTHLY COMPARISON
NOVEMBER (FINAL REVISED 2019)**

UCR	OFFENSE HEADING	2017		2018	
	MURDER		0		0
0110	Homicide - First Degree	0		0	
0130	Homicide - Second Degree	0		0	
	SEXUAL ASSAULT		11		7
0260	Sexual Assault - Criminal	6		6	
0261	Sexual Assault - Aggravated	5		1	
0262	Sexual Assault - Forcible Sodomy	0		0	
0280	Pred Criminal Sexual Assault Of A Child	0		0	
0281	Sexual Assault - With an Object	0		0	
	ROBBERY		25		22
0310	Robbery - Armed	1		1	
0320	Robbery - Criminal	0		0	
0330	Robbery - Aggravated	1		1	
0310	Robbery to Person - Armed	13		6	
0320	Robbery to Person - Criminal	8		13	
0330	Robbery to Person - Aggravated	0		1	
0325	Vehicular Hijacking	1		0	
0326	Vehicular Hijacking - Aggravated	1		0	
	AGG ASSAULT / AGG BATTERY		49		33
0410	Attempted Murder	0		0	
0410	Battery - Aggravated	14		17	
0480	Battery - Heinous	0		0	
0485	Battery to Child - Aggravated	0		0	
0488	Aggravated Domestic Battery	9		8	
0490	Ritual Mutilation	0		0	
0495	Battery to Senior Citizen - Aggravated	0		0	
0510	Assault - Aggravated	26		8	
	BURGLARY		95		107
0610	Burglary - Commercial	7		11	
0610	Burglary - Non Residential	21		23	
0625	Burglary - Residential	65		67	
0650	Home Invasion	2		6	
	THEFT (LARCENY)		313		303
0710	Theft from Motor Vehicle	2		0	
0720	Theft - Parts/Access of Motor Vehicle	10		7	
0730	Burglary - Parts/Access of Motor Vehicle	0		0	
0760	Burglary from Motor Vehicle	73		47	
0770	Vehicular Invasion (W/Intent To Commit Theft)	0		0	
0810	Theft - Over \$500	34		29	
0820	Theft - \$500 and Under	64		79	
0860	Theft - Retail	130		140	
0865	Theft - Delivery Container	0		0	
0870	Theft - Pocket Picking	0		0	
0880	Theft - Purse Snatching	0		0	
0890	Theft - From Building	0		0	
0895	Theft - Coin Operated Machine or Device	0		1	
	MOTOR VEHICLE THEFT		21		17
0910	Theft of Motor Vehicle	21		17	
	ARSON		1		4
1010	Arson - Criminal	1		3	
1025	Arson - Aggravated	0		1	
1310	Criminal Damage (By Fire Or Explosives)	0		0	
	HUMAN TRAFFICKING		1		0
1050	Commercial Sex Acts	1		0	
1055	Involuntary Servitude	0		0	
	GRAND TOTAL MONTH		516		493

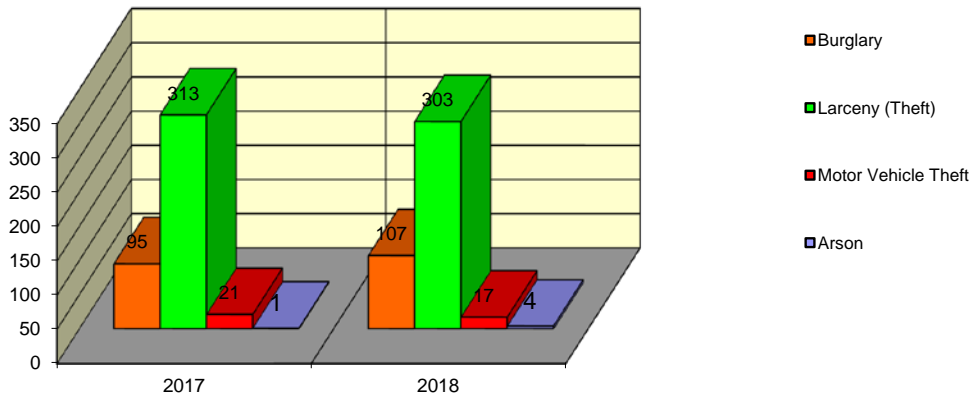
Springfield Police Department Part I Index Crimes - City Wide - Nov Comparison



Springfield Police Department Crimes Against Persons - City Wide - Nov Comparison



Springfield Police Department Crimes Against Property - City Wide - Nov Comparison



**CITY WIDE
PART I INDEX CRIMES BY OFFENSE HEADING
MONTHLY COMPARISON
NOVEMBER (FINAL REVISED 2019)**

OFFENSE HEADING	2017	2018	CHANGE
Murder	0	0	0
Sexual Assault	11	7	-4
Robbery	25	22	-3
Agg Assault / Agg Battery	49	33	-16
Burglary	95	107	12
Theft (Larceny)	313	303	-10
Motor Vehicle Theft	21	17	-4
Arson	1	4	3
Human Trafficking	1	0	-1
GRAND TOTAL MONTH	516	493	-4%

A 4% decrease in offenses scored for all Part I Index Crimes City Wide during the month of November 2018.

A 28% decrease in offenses scored for all Crimes Against Persons City Wide during the month of November 2018.

No change in offenses scored for all Crimes Against Property City Wide during the month of November 2018.

CRIMES AGAINST PERSONS

OFFENSE HEADING	2017	2018
Murder	0	0
Sexual Assault	11	7
Robbery	25	22
Agg Assault / Agg Battery	49	33
Human Trafficking	1	0
TOTAL	86	62
TOTAL % CHANGE		-28%

CRIMES AGAINST PROPERTY

OFFENSE HEADING	2017	2018
Burglary	95	107
Theft (Larceny)	313	303
Motor Vehicle Theft	21	17
Arson	1	4
TOTAL	430	431
TOTAL % CHANGE		0%