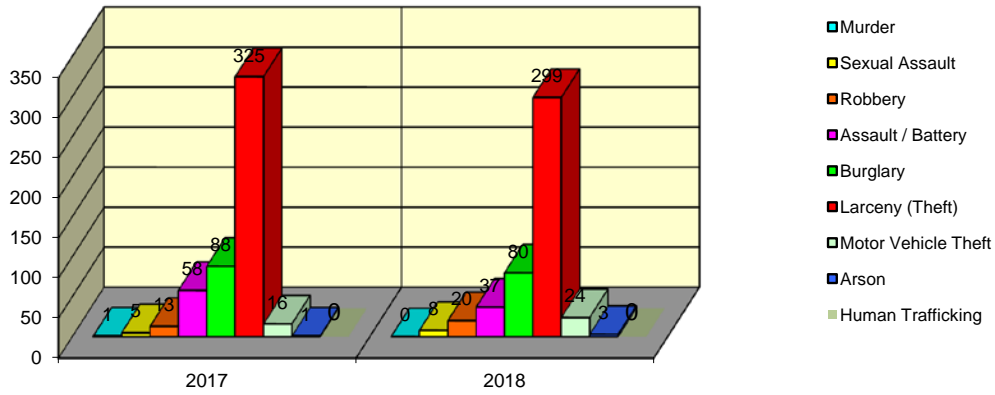


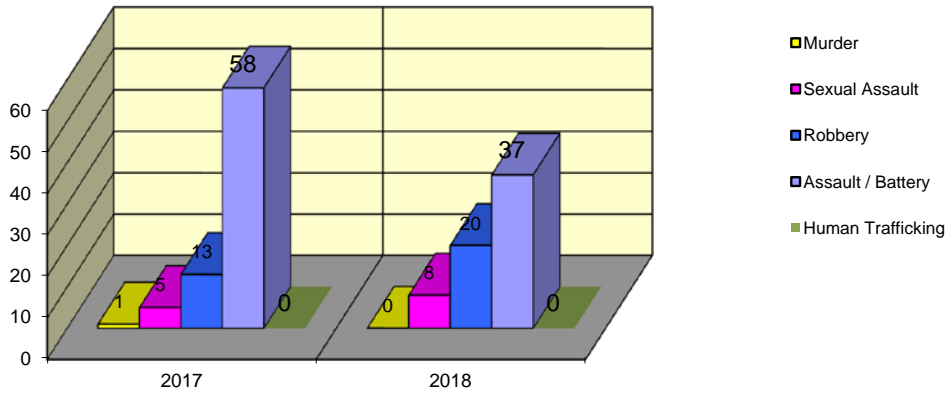
**CITY WIDE  
PART I INDEX CRIMES BY OFFENSE HEADING  
MONTHLY COMPARISON  
DECEMBER (FINAL REVISED 2019)**

UCR	OFFENSE HEADING	2017		2018	
	<b>MURDER</b>		<b>1</b>		<b>0</b>
0110	Homicide - First Degree	1		0	
0130	Homicide - Second Degree	0		0	
	<b>SEXUAL ASSAULT</b>		<b>5</b>		<b>8</b>
0260	Sexual Assault - Criminal	4		5	
0261	Sexual Assault - Aggravated	1		0	
0262	Sexual Assault - Forcible Sodomy	0		0	
0280	Pred Criminal Sexual Assault Of A Child	0		3	
0281	Sexual Assault - With an Object	0		0	
	<b>ROBBERY</b>		<b>13</b>		<b>20</b>
0310	Robbery - Armed	1		1	
0320	Robbery - Criminal	0		0	
0330	Robbery - Aggravated	0		1	
0310	Robbery to Person - Armed	6		11	
0320	Robbery to Person - Criminal	5		5	
0330	Robbery to Person - Aggravated	1		1	
0325	Vehicular Hijacking	0		0	
0326	Vehicular Hijacking - Aggravated	0		1	
	<b>AGG ASSAULT / AGG BATTERY</b>		<b>58</b>		<b>37</b>
0410	Attempted Murder	0		0	
0410	Battery - Aggravated	15		9	
0480	Battery - Heinous	0		0	
0485	Battery to Child - Aggravated	1		0	
0488	Aggravated Domestic Battery	11		5	
0490	Ritual Mutilation	0		0	
0495	Battery to Senior Citizen - Aggravated	0		0	
0510	Assault - Aggravated	31		23	
	<b>BURGLARY</b>		<b>88</b>		<b>80</b>
0610	Burglary - Commercial	4		7	
0610	Burglary - Non Residential	15		26	
0625	Burglary - Residential	66		46	
0650	Home Invasion	3		1	
	<b>THEFT (LARCENY)</b>		<b>325</b>		<b>299</b>
0710	Theft from Motor Vehicle	0		0	
0720	Theft - Parts/Access of Motor Vehicle	4		10	
0730	Burglary - Parts/Access of Motor Vehicle	0		0	
0760	Burglary from Motor Vehicle	66		49	
0770	Vehicular Invasion (W/Intent To Commit Theft)	0		1	
0810	Theft - Over \$500	34		32	
0820	Theft - \$500 and Under	73		81	
0860	Theft - Retail	148		124	
0865	Theft - Delivery Container	0		0	
0870	Theft - Pocket Picking	0		1	
0880	Theft - Purse Snatching	0		0	
0890	Theft - From Building	0		0	
0895	Theft - Coin Operated Machine or Device	0		1	
	<b>MOTOR VEHICLE THEFT</b>		<b>16</b>		<b>24</b>
0910	Theft of Motor Vehicle	16		24	
	<b>ARSON</b>		<b>1</b>		<b>3</b>
1010	Arson - Criminal	1		0	
1025	Arson - Aggravated	0		1	
1310	Criminal Damage (By Fire Or Explosives)	0		2	
	<b>HUMAN TRAFFICKING</b>		<b>0</b>		<b>0</b>
1050	Commercial Sex Acts	0		0	
1055	Involuntary Servitude	0		0	
	<b>GRAND TOTAL MONTH</b>		<b>507</b>		<b>471</b>

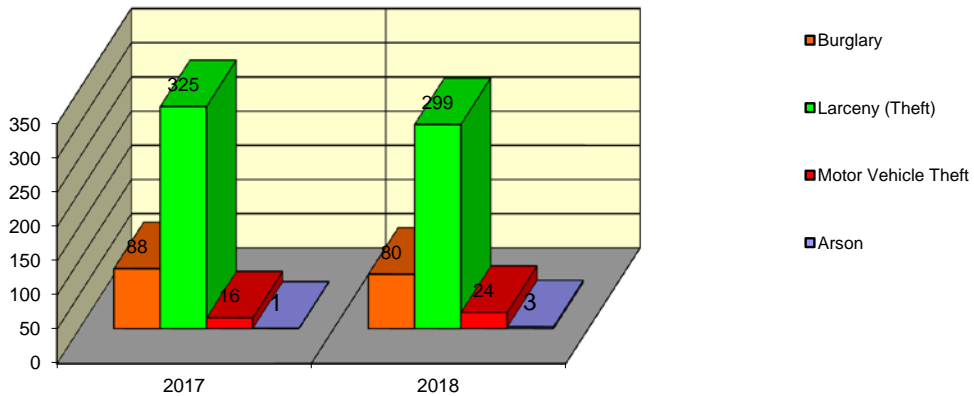
### Springfield Police Department Part I Index Crimes - City Wide - Dec Comparison



### Springfield Police Department Crimes Against Persons - City Wide - Dec Comparison



### Springfield Police Department Crimes Against Property - City Wide - Dec Comparison



**CITY WIDE  
PART I INDEX CRIMES BY OFFENSE HEADING  
MONTHLY COMPARISON  
DECEMBER (FINAL REVISED 2019)**

OFFENSE HEADING	2017	2018	CHANGE
Murder	1	0	-1
Sexual Assault	5	8	3
Robbery	13	20	7
Agg Assault / Agg Battery	58	37	-21
Burglary	88	80	-8
Theft (Larceny)	325	299	-26
Motor Vehicle Theft	16	24	8
Arson	1	3	2
Human Trafficking	0	0	0
<b>GRAND TOTAL MONTH</b>	<b>507</b>	<b>471</b>	<b>-7%</b>

A 7% decrease in offenses scored for all Part I Index Crimes City Wide during the month of December 2018.

A 16% decrease in offenses scored for all Crimes Against Persons City Wide during the month of December 2018.

A 6% decrease in offenses scored for all Crimes Against Property City Wide during the month of December 2018.

**CRIMES AGAINST PERSONS**

OFFENSE HEADING	2017	2018
Murder	1	0
Sexual Assault	5	8
Robbery	13	20
Agg Assault / Agg Battery	58	37
Human Trafficking	0	0
<b>TOTAL</b>	<b>77</b>	<b>65</b>
<b>TOTAL % CHANGE</b>		<b>-16%</b>

**CRIMES AGAINST PROPERTY**

OFFENSE HEADING	2017	2018
Burglary	88	80
Theft (Larceny)	325	299
Motor Vehicle Theft	16	24
Arson	1	3
<b>TOTAL</b>	<b>430</b>	<b>406</b>
<b>TOTAL % CHANGE</b>		<b>-6%</b>