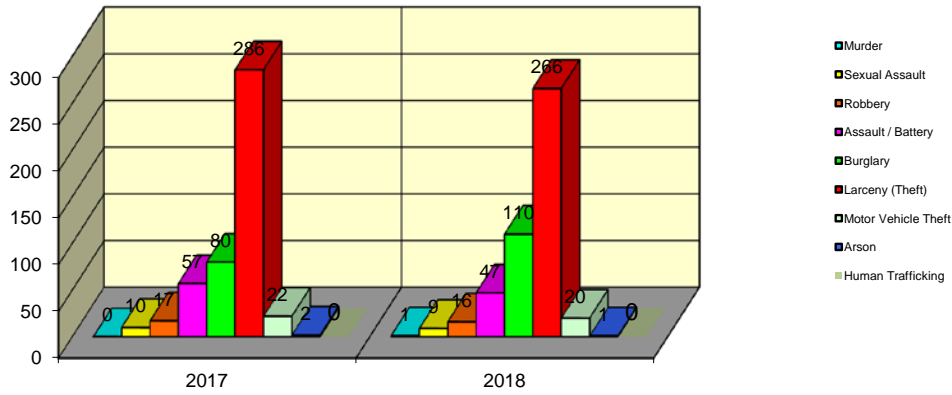


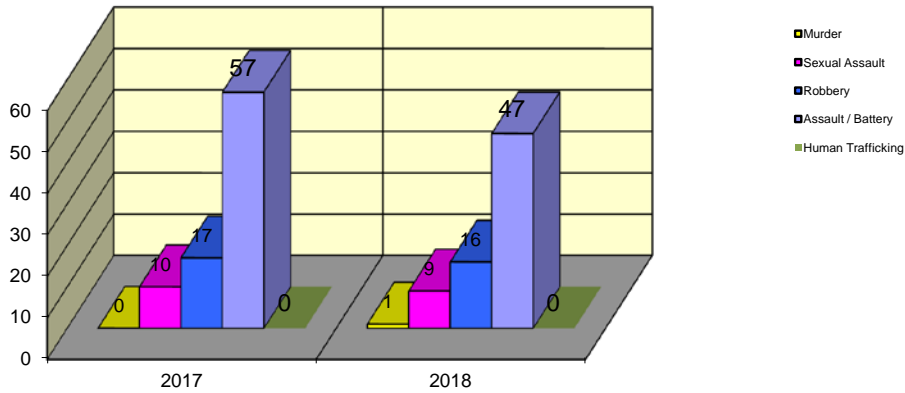
**CITY WIDE  
PART I INDEX CRIMES BY OFFENSE HEADING  
MONTHLY COMPARISON  
JANUARY (FINAL REVISED IN 2019)**

UCR	OFFENSE HEADING	2017		2018	
	<b>MURDER</b>		<b>0</b>		<b>1</b>
0110	Homicide - First Degree	0		1	
0130	Homicide - Second Degree	0		0	
	<b>SEXUAL ASSAULT</b>		<b>10</b>		<b>9</b>
0260	Sexual Assault - Criminal	8		7	
0261	Sexual Assault - Aggravated	2		2	
0262	Sexual Assault - Forcible Sodomy	0		0	
0280	Pred Criminal Sexual Assault Of A Child	0		0	
0281	Sexual Assault - With an Object	0		0	
	<b>ROBBERY</b>		<b>17</b>		<b>16</b>
0310	Robbery - Armed	0		0	
0320	Robbery - Criminal	0		0	
0330	Robbery - Aggravated	3		0	
0310	Robbery to Person - Armed	7		4	
0320	Robbery to Person - Criminal	5		12	
0330	Robbery to Person - Aggravated	0		0	
0325	Vehicular Hijacking	2		0	
0326	Vehicular Hijacking - Aggravated	0		0	
	<b>AGG ASSAULT / AGG BATTERY</b>		<b>57</b>		<b>47</b>
0410	Attempted Murder	1		0	
0410	Battery - Aggravated	21		11	
0480	Battery - Heinous	0		0	
0485	Battery to Child - Aggravated	1		0	
0488	Aggravated Domestic Battery	15		15	
0490	Ritual Mutilation	0		0	
0495	Battery to Senior Citizen - Aggravated	0		0	
0510	Assault - Aggravated	19		21	
	<b>BURGLARY</b>		<b>80</b>		<b>110</b>
0610	Burglary - Commercial	5		25	
0610	Burglary - Non Residential	20		15	
0625	Burglary - Residential	53		68	
0650	Home Invasion	2		2	
	<b>THEFT (LARCENY)</b>		<b>286</b>		<b>266</b>
0710	Theft from Motor Vehicle	2		2	
0720	Theft - Parts/Access of Motor Vehicle	5		1	
0730	Burglary - Parts/Access of Motor Vehicle	0		0	
0760	Burglary from Motor Vehicle	61		54	
0770	Vehicular Invasion (W/Intent To Commit Theft)	0		0	
0810	Theft - Over \$500	35		27	
0820	Theft - \$500 and Under	70		46	
0860	Theft - Retail	113		134	
0865	Theft - Delivery Container	0		0	
0870	Theft - Pocket Picking	0		0	
0880	Theft - Purse Snatching	0		2	
0890	Theft - From Building	0		0	
0895	Theft - Coin Operated Machine or Device	0		0	
	<b>MOTOR VEHICLE THEFT</b>		<b>22</b>		<b>20</b>
0910	Theft of Motor Vehicle	22		20	
	<b>ARSON</b>		<b>2</b>		<b>1</b>
1010	Arson - Criminal	0		1	
1025	Arson - Aggravated	1		0	
1310	Criminal Damage (By Fire Or Explosives)	1		0	
	<b>HUMAN TRAFFICKING</b>		<b>0</b>		<b>0</b>
1050	Commercial Sex Acts	0		0	
1055	Involuntary Servitude	0		0	
	<b>GRAND TOTAL MONTH</b>		<b>474</b>		<b>470</b>

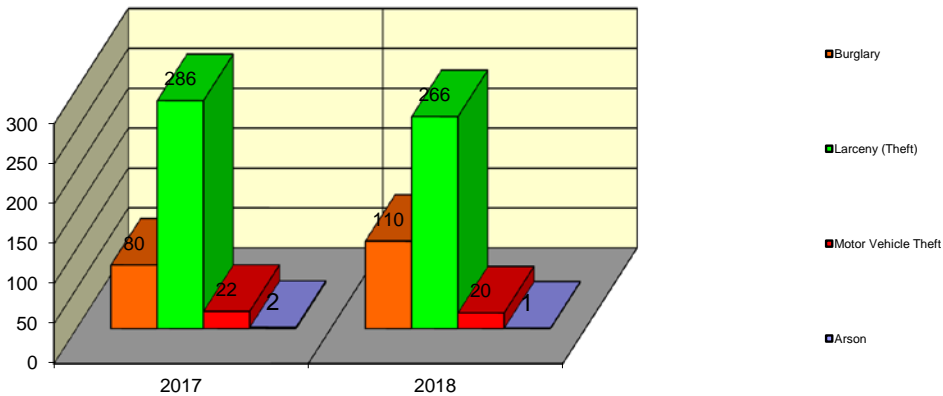
### Springfield Police Department Part I Index Crimes - City Wide - Jan Comparison



### Springfield Police Department Crimes Against Persons - City Wide - Jan Comparison



### Springfield Police Department Crimes Against Property - City Wide - Jan Comparison



**CITY WIDE  
PART I INDEX CRIMES BY OFFENSE HEADING  
MONTHLY COMPARISON  
JANUARY (FINAL REVISED IN 2019)**

OFFENSE HEADING	2017	2018	CHANGE
Murder	0	1	1
Sexual Assault	10	9	-1
Robbery	17	16	-1
Agg Assault / Agg Battery	57	47	-10
Burglary	80	110	30
Theft (Larceny)	286	266	-20
Motor Vehicle Theft	22	20	-2
Arson	2	1	-1
Human Trafficking	0	0	0
<b>GRAND TOTAL MONTH</b>	<b>474</b>	<b>470</b>	<b>-1%</b>

A 1% decrease in offenses scored for all Part I Index Crimes City Wide during the month of January 2018.

A 13% decrease in offenses scored for all Crimes Against Persons City Wide during the month of January 2018.

A 2% increase in offenses scored for all Crimes Against Property City Wide during the month of January 2018.

**CRIMES AGAINST PERSONS**

OFFENSE HEADING	2017	2018
Murder	0	1
Sexual Assault	10	9
Robbery	17	16
Agg Assault / Agg Battery	57	47
Human Trafficking	0	0
<b>TOTAL</b>	<b>84</b>	<b>73</b>
<b>TOTAL % CHANGE</b>		<b>-13%</b>

**CRIMES AGAINST PROPERTY**

OFFENSE HEADING	2017	2018
Burglary	80	110
Theft (Larceny)	286	266
Motor Vehicle Theft	22	20
Arson	2	1
<b>TOTAL</b>	<b>390</b>	<b>397</b>
<b>TOTAL % CHANGE</b>		<b>2%</b>