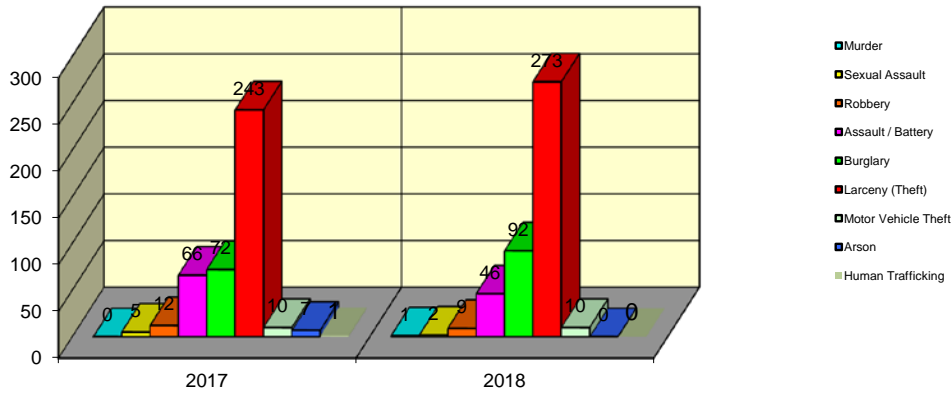


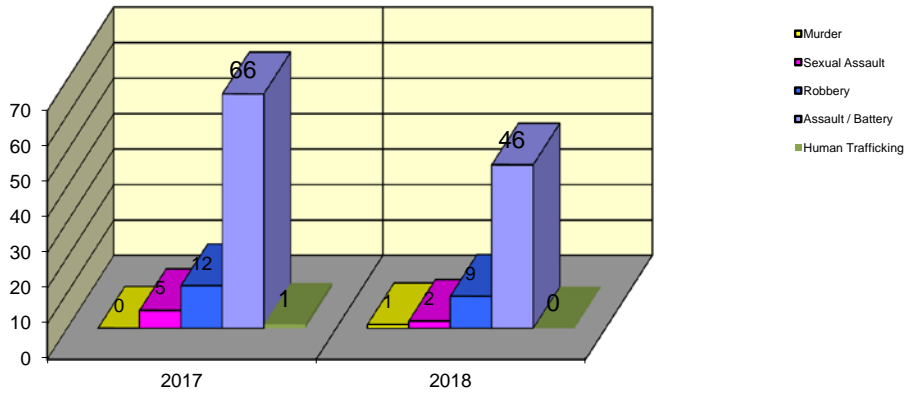
**CITY WIDE
PART I INDEX CRIMES BY OFFENSE HEADING
MONTHLY COMPARISON
FEBRUARY (FINAL REVISED IN 2019)**

UCR	OFFENSE HEADING	2017		2018	
	MURDER		0		1
0110	Homicide - First Degree	0		1	
0130	Homicide - Second Degree	0		0	
	SEXUAL ASSAULT		5		2
0260	Sexual Assault - Criminal	5		2	
0261	Sexual Assault - Aggravated	0		0	
0262	Sexual Assault - Forcible Sodomy	0		0	
0280	Pred Criminal Sexual Assault Of A Child	0		0	
0281	Sexual Assault - With an Object	0		0	
	ROBBERY		12		9
0310	Robbery - Armed	6		0	
0320	Robbery - Criminal	0		0	
0330	Robbery - Aggravated	1		0	
0310	Robbery to Person - Armed	1		5	
0320	Robbery to Person - Criminal	3		4	
0330	Robbery to Person - Aggravated	1		0	
0325	Vehicular Hijacking	0		0	
0326	Vehicular Hijacking - Aggravated	0		0	
	AGG ASSAULT / AGG BATTERY		66		46
0410	Attempted Murder	2		0	
0410	Battery - Aggravated	24		17	
0480	Battery - Heinous	0		0	
0485	Battery to Child - Aggravated	0		0	
0488	Aggravated Domestic Battery	13		15	
0490	Ritual Mutilation	0		0	
0495	Battery to Senior Citizen - Aggravated	0		4	
0510	Assault - Aggravated	27		10	
	BURGLARY		72		92
0610	Burglary - Commercial	9		7	
0610	Burglary - Non Residential	24		16	
0625	Burglary - Residential	37		66	
0650	Home Invasion	2		3	
	THEFT (LARCENY)		243		273
0710	Theft from Motor Vehicle	1		0	
0720	Theft - Parts/Access of Motor Vehicle	7		2	
0730	Burglary - Parts/Access of Motor Vehicle	0		0	
0760	Burglary from Motor Vehicle	49		44	
0770	Vehicular Invasion (W/Intent To Commit Theft)	1		0	
0810	Theft - Over \$500	24		32	
0820	Theft - \$500 and Under	58		57	
0860	Theft - Retail	103		137	
0865	Theft - Delivery Container	0		0	
0870	Theft - Pocket Picking	0		0	
0880	Theft - Purse Snatching	0		1	
0890	Theft - From Building	0		0	
0895	Theft - Coin Operated Machine or Device	0		0	
	MOTOR VEHICLE THEFT		10		10
0910	Theft of Motor Vehicle	10		10	
	ARSON		7		0
1010	Arson - Criminal	5		0	
1025	Arson - Aggravated	2		0	
1310	Criminal Damage (By Fire Or Explosives)	0		0	
	HUMAN TRAFFICKING		1		0
1050	Commercial Sex Acts	1		0	
1055	Involuntary Servitude	0		0	
	GRAND TOTAL MONTH		416		433

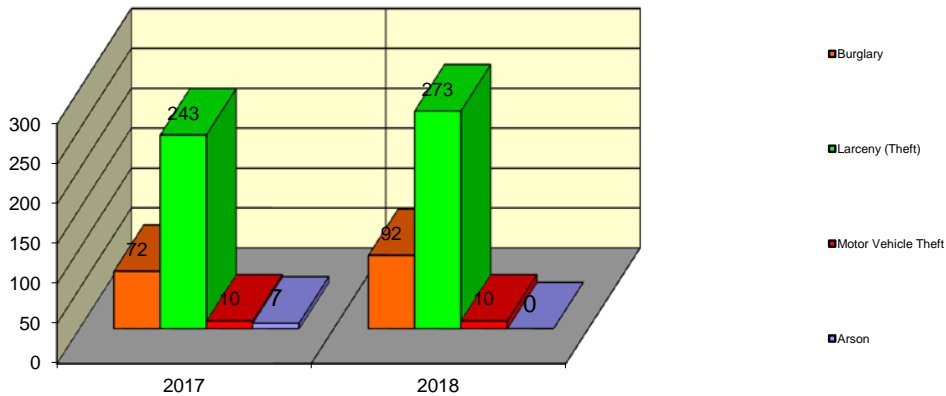
Springfield Police Department Part I Index Crimes - City Wide - Feb Comparison



Springfield Police Department Crimes Against Persons - City Wide - Feb Comparison



Springfield Police Department Crimes Against Property - City Wide - Feb Comparison



**CITY WIDE
PART I INDEX CRIMES BY OFFENSE HEADING
MONTHLY COMPARISON
FEBRUARY (FINAL REVISED IN 2019)**

OFFENSE HEADING	2017	2018	CHANGE
Murder	0	1	1
Sexual Assault	5	2	-3
Robbery	12	9	-3
Agg Assault / Agg Battery	66	46	-20
Burglary	72	92	20
Theft (Larceny)	243	273	30
Motor Vehicle Theft	10	10	0
Arson	7	0	-7
Human Trafficking	1	0	-1
GRAND TOTAL MONTH	416	433	4%

A 4% increase in offenses scored for all Part I Index Crimes City Wide during the month of February 2018.

A 31% decrease in offenses scored for all Crimes Against Persons City Wide during the month of February 2018.

A 13% increase in offenses scored for all Crimes Against Property City Wide during the month of February 2018.

CRIMES AGAINST PERSONS

OFFENSE HEADING	2017	2018
Murder	0	1
Sexual Assault	5	2
Robbery	12	9
Agg Assault / Agg Battery	66	46
Human Trafficking	1	0
TOTAL	84	58
TOTAL % CHANGE		-31%

CRIMES AGAINST PROPERTY

OFFENSE HEADING	2017	2018
Burglary	72	92
Theft (Larceny)	243	273
Motor Vehicle Theft	10	10
Arson	7	0
TOTAL	332	375
TOTAL % CHANGE		13%