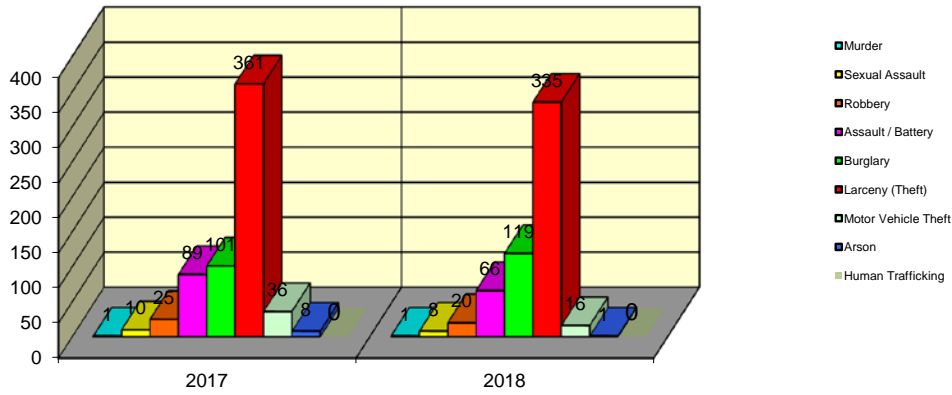


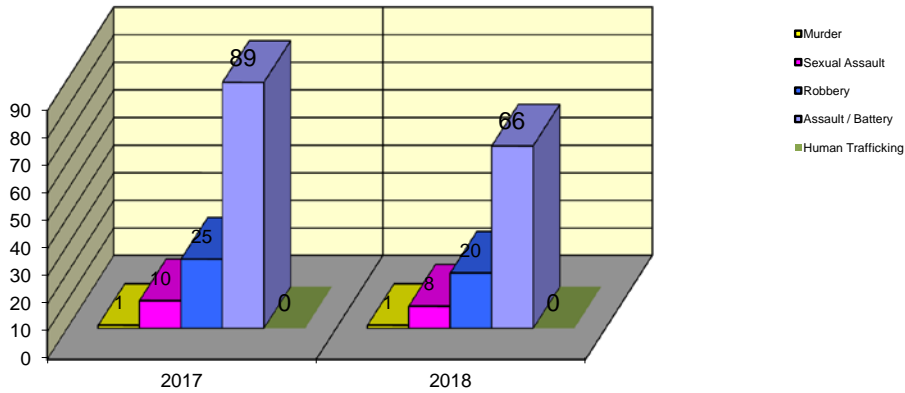
**CITY WIDE  
PART I INDEX CRIMES BY OFFENSE HEADING  
MONTHLY COMPARISON  
MAY (FINAL REVISED 2019)**

UCR	OFFENSE HEADING	2017		2018	
	<b>MURDER</b>		<b>1</b>		<b>1</b>
0110	Homicide - First Degree	1		1	
0130	Homicide - Second Degree	0		0	
	<b>SEXUAL ASSAULT</b>		<b>10</b>		<b>8</b>
0260	Sexual Assault - Criminal	8		8	
0261	Sexual Assault - Aggravated	1		0	
0262	Sexual Assault - Forcible Sodomy	0		0	
0280	Pred Criminal Sexual Assault Of A Child	1		0	
0281	Sexual Assault - With an Object	0		0	
	<b>ROBBERY</b>		<b>25</b>		<b>20</b>
0310	Robbery - Armed	1		1	
0320	Robbery - Criminal	0		0	
0330	Robbery - Aggravated	0		0	
0310	Robbery to Person - Armed	11		9	
0320	Robbery to Person - Criminal	12		7	
0330	Robbery to Person - Aggravated	0		1	
0325	Vehicular Hijacking	1		1	
0326	Vehicular Hijacking - Aggravated	0		1	
	<b>AGG ASSAULT / AGG BATTERY</b>		<b>89</b>		<b>66</b>
0410	Attempted Murder	0		0	
0410	Battery - Aggravated	39		30	
0480	Battery - Heinous	0		0	
0485	Battery to Child - Aggravated	0		0	
0488	Aggravated Domestic Battery	17		9	
0490	Ritual Mutilation	0		0	
0495	Battery to Senior Citizen - Aggravated	1		2	
0510	Assault - Aggravated	32		25	
	<b>BURGLARY</b>		<b>101</b>		<b>119</b>
0610	Burglary - Commercial	8		6	
0610	Burglary - Non Residential	18		23	
0625	Burglary - Residential	72		85	
0650	Home Invasion	3		5	
	<b>THEFT (LARCENY)</b>		<b>361</b>		<b>335</b>
0710	Theft from Motor Vehicle	1		1	
0720	Theft - Parts/Access of Motor Vehicle	7		5	
0730	Burglary - Parts/Access of Motor Vehicle	0		0	
0760	Burglary from Motor Vehicle	123		64	
0770	Vehicular Invasion (W/Intent To Commit Theft)	0		0	
0810	Theft - Over \$500	27		45	
0820	Theft - \$500 and Under	87		78	
0860	Theft - Retail	116		140	
0865	Theft - Delivery Container	0		0	
0870	Theft - Pocket Picking	0		1	
0880	Theft - Purse Snatching	0		0	
0890	Theft - From Building	0		0	
0895	Theft - Coin Operated Machine or Device	0		1	
	<b>MOTOR VEHICLE THEFT</b>		<b>36</b>		<b>16</b>
0910	Theft of Motor Vehicle	36		16	
	<b>ARSON</b>		<b>8</b>		<b>1</b>
1010	Arson - Criminal	3		1	
1025	Arson - Aggravated	4		0	
1310	Criminal Damage (By Fire Or Explosives)	1		0	
	<b>HUMAN TRAFFICKING</b>		<b>0</b>		<b>0</b>
1050	Commercial Sex Acts	0		0	
1055	Involuntary Servitude	0		0	
	<b>GRAND TOTAL MONTH</b>		<b>631</b>		<b>566</b>

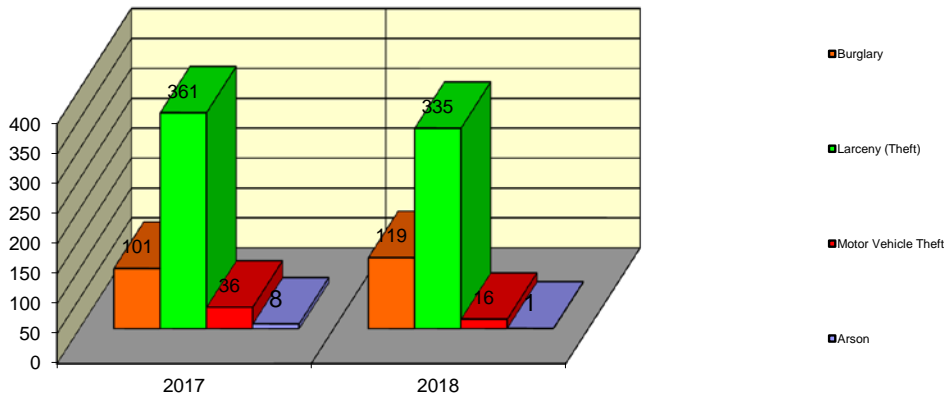
### Springfield Police Department Part I Index Crimes - City Wide - May Comparison



### Springfield Police Department Crimes Against Persons - City Wide - May Comparison



### Springfield Police Department Crimes Against Property - City Wide - May Comparison



**CITY WIDE  
PART I INDEX CRIMES BY OFFENSE HEADING  
MONTHLY COMPARISON  
MAY (FINAL REVISED 2019)**

OFFENSE HEADING	2017	2018	CHANGE
Murder	1	1	0
Sexual Assault	10	8	-2
Robbery	25	20	-5
Agg Assault / Agg Battery	89	66	-23
Burglary	101	119	18
Theft (Larceny)	361	335	-26
Motor Vehicle Theft	36	16	-20
Arson	8	1	-7
Human Trafficking	0	0	0
<b>GRAND TOTAL MONTH</b>	<b>631</b>	<b>566</b>	<b>-10%</b>

A 10% decrease in offenses scored for all Part I Index Crimes City Wide during the month of May 2018.

A 24% decrease in offenses scored for all Crimes Against Persons City Wide during the month of May 2018.

A 7% decrease in offenses scored for all Crimes Against Property City Wide during the month of May 2018.

**CRIMES AGAINST PERSONS**

OFFENSE HEADING	2017	2018
Murder	1	1
Sexual Assault	10	8
Robbery	25	20
Agg Assault / Agg Battery	89	66
Human Trafficking	0	0
<b>TOTAL</b>	<b>125</b>	<b>95</b>
<b>TOTAL % CHANGE</b>		<b>-24%</b>

**CRIMES AGAINST PROPERTY**

OFFENSE HEADING	2017	2018
Burglary	101	119
Theft (Larceny)	361	335
Motor Vehicle Theft	36	16
Arson	8	1
<b>TOTAL</b>	<b>506</b>	<b>471</b>
<b>TOTAL % CHANGE</b>		<b>-7%</b>