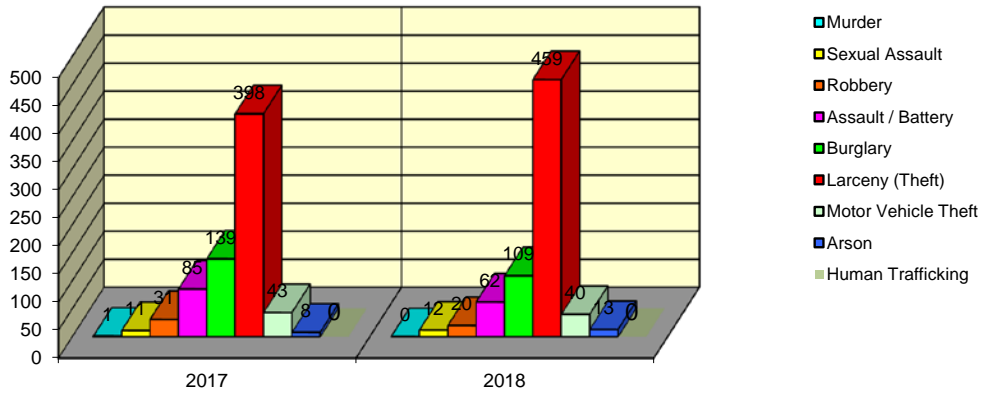


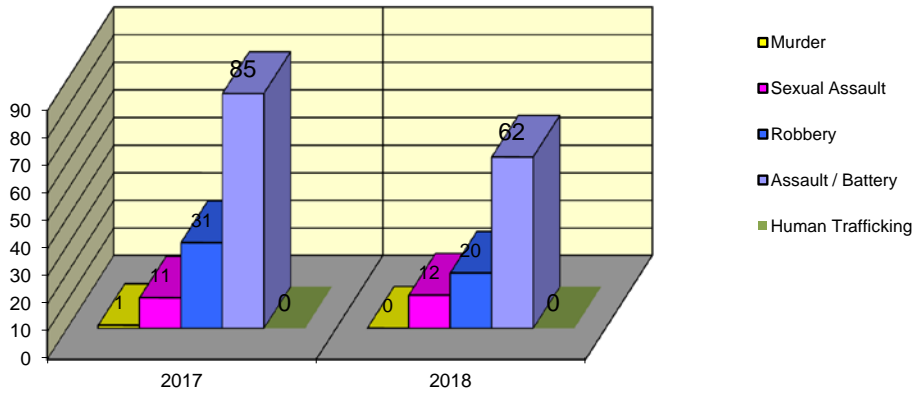
**CITY WIDE  
PART I INDEX CRIMES BY OFFENSE HEADING  
MONTHLY COMPARISON  
JULY (FINAL REVISED 2019)**

UCR	OFFENSE HEADING	2017		2018	
	<b>MURDER</b>		<b>1</b>		<b>0</b>
0110	Homicide - First Degree	1		0	
0130	Homicide - Second Degree	0		0	
	<b>SEXUAL ASSAULT</b>		<b>11</b>		<b>12</b>
0260	Sexual Assault - Criminal	10		12	
0261	Sexual Assault - Aggravated	0		0	
0262	Sexual Assault - Forcible Sodomy	0		0	
0280	Pred Criminal Sexual Assault Of A Child	0		0	
0281	Sexual Assault - With an Object	1		0	
	<b>ROBBERY</b>		<b>31</b>		<b>20</b>
0310	Robbery - Armed	4		1	
0320	Robbery - Criminal	0		0	
0330	Robbery - Aggravated	1		2	
0310	Robbery to Person - Armed	8		8	
0320	Robbery to Person - Criminal	18		7	
0330	Robbery to Person - Aggravated	0		2	
0325	Vehicular Hijacking	0		0	
0326	Vehicular Hijacking - Aggravated	0		0	
	<b>AGG ASSAULT / AGG BATTERY</b>		<b>85</b>		<b>62</b>
0410	Attempted Murder	0		0	
0410	Battery - Aggravated	20		19	
0480	Battery - Heinous	0		0	
0485	Battery to Child - Aggravated	0		0	
0488	Aggravated Domestic Battery	22		18	
0490	Ritual Mutilation	0		0	
0495	Battery to Senior Citizen - Aggravated	0		0	
0510	Assault - Aggravated	43		25	
	<b>BURGLARY</b>		<b>139</b>		<b>109</b>
0610	Burglary - Commercial	26		7	
0610	Burglary - Non Residential	42		31	
0625	Burglary - Residential	69		68	
0650	Home Invasion	2		3	
	<b>THEFT (LARCENY)</b>		<b>398</b>		<b>459</b>
0710	Theft from Motor Vehicle	8		3	
0720	Theft - Parts/Access of Motor Vehicle	2		12	
0730	Burglary - Parts/Access of Motor Vehicle	0		4	
0760	Burglary from Motor Vehicle	131		121	
0770	Vehicular Invasion (W/Intent To Commit Theft)	0		0	
0810	Theft - Over \$500	40		50	
0820	Theft - \$500 and Under	106		100	
0860	Theft - Retail	110		167	
0865	Theft - Delivery Container	0		0	
0870	Theft - Pocket Picking	0		0	
0880	Theft - Purse Snatching	0		1	
0890	Theft - From Building	0		0	
0895	Theft - Coin Operated Machine or Device	1		1	
	<b>MOTOR VEHICLE THEFT</b>		<b>43</b>		<b>40</b>
0910	Theft of Motor Vehicle	43		40	
	<b>ARSON</b>		<b>8</b>		<b>13</b>
1010	Arson - Criminal	5		3	
1025	Arson - Aggravated	1		2	
1310	Criminal Damage (By Fire Or Explosives)	2		8	
	<b>HUMAN TRAFFICKING</b>		<b>0</b>		<b>0</b>
1050	Commercial Sex Acts	0		0	
1055	Involuntary Servitude	0		0	
	<b>GRAND TOTAL MONTH</b>		<b>716</b>		<b>715</b>

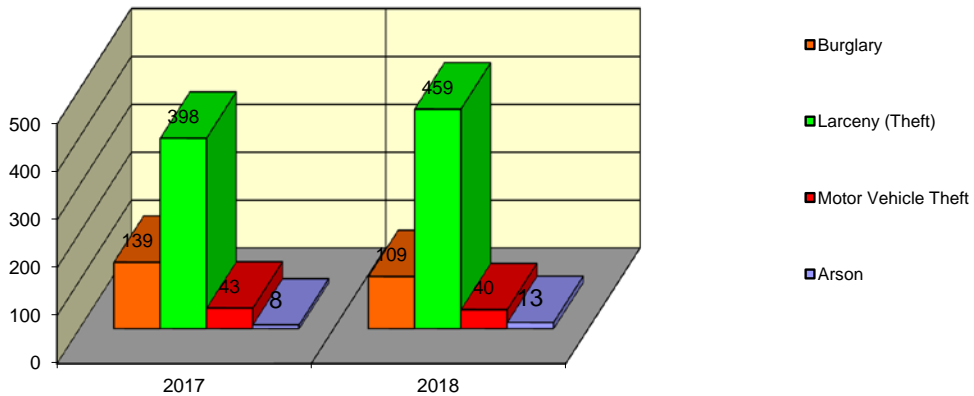
### Springfield Police Department Part I Index Crimes - City Wide - July Comparison



### Springfield Police Department Crimes Against Persons - City Wide - July Comparison



### Springfield Police Department Crimes Against Property - City Wide - July Comparison



**CITY WIDE  
PART I INDEX CRIMES BY OFFENSE HEADING  
MONTHLY COMPARISON  
JULY (FINAL REVISED 2019)**

OFFENSE HEADING	2017	2018	CHANGE
Murder	1	0	-1
Sexual Assault	11	12	1
Robbery	31	20	-11
Agg Assault / Agg Battery	85	62	-23
Burglary	139	109	-30
Theft (Larceny)	398	459	61
Motor Vehicle Theft	43	40	-3
Arson	8	13	5
Human Trafficking	0	0	0
<b>GRAND TOTAL MONTH</b>	<b>716</b>	<b>715</b>	<b>0%</b>

No change in offenses scored for all Part I Index Crimes City Wide during the month of July 2018.

A 27% decrease in offenses scored for all Crimes Against Persons City Wide during the month of July 2018.

A 6% increase in offenses scored for all Crimes Against Property City Wide during the month of July 2018.

**CRIMES AGAINST PERSONS**

OFFENSE HEADING	2017	2018
Murder	1	0
Sexual Assault	11	12
Robbery	31	20
Agg Assault / Agg Battery	85	62
Human Trafficking	0	0
<b>TOTAL</b>	<b>128</b>	<b>94</b>
<b>TOTAL % CHANGE</b>		<b>-27%</b>

**CRIMES AGAINST PROPERTY**

OFFENSE HEADING	2017	2018
Burglary	139	109
Theft (Larceny)	398	459
Motor Vehicle Theft	43	40
Arson	8	13
<b>TOTAL</b>	<b>588</b>	<b>621</b>
<b>TOTAL % CHANGE</b>		<b>6%</b>