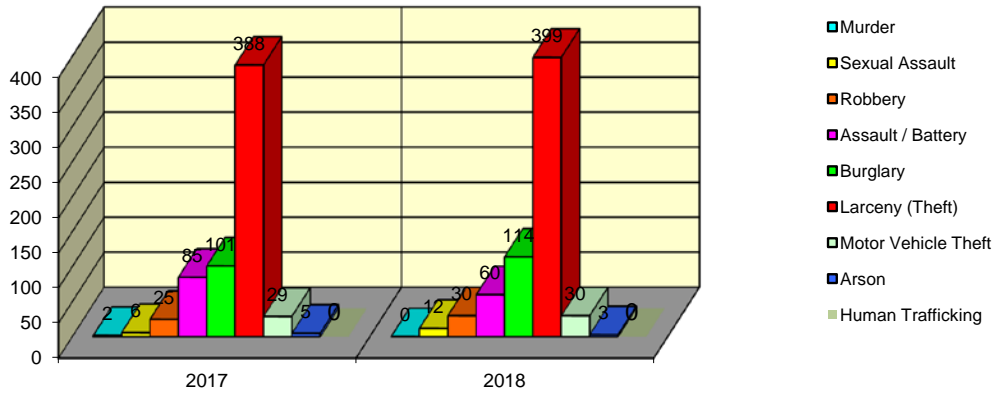


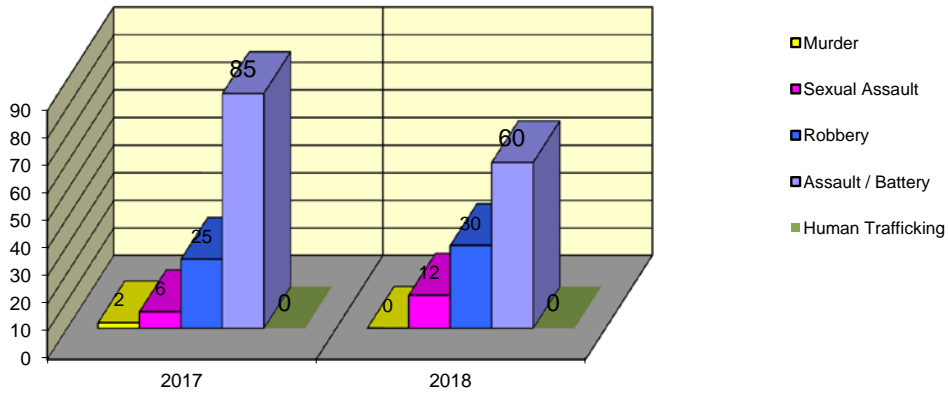
**CITY WIDE
PART I INDEX CRIMES BY OFFENSE HEADING
MONTHLY COMPARISON
AUGUST (FINAL REVISED 2019)**

UCR	OFFENSE HEADING	2017		2018	
	MURDER		2		0
0110	Homicide - First Degree	2		0	
0130	Homicide - Second Degree	0		0	
	SEXUAL ASSAULT		6		12
0260	Sexual Assault - Criminal	5		8	
0261	Sexual Assault - Aggravated	1		2	
0262	Sexual Assault - Forcible Sodomy	0		0	
0280	Pred Criminal Sexual Assault Of A Child	0		2	
0281	Sexual Assault - With an Object	0		0	
	ROBBERY		25		30
0310	Robbery - Armed	1		1	
0320	Robbery - Criminal	0		0	
0330	Robbery - Aggravated	0		0	
0310	Robbery to Person - Armed	10		15	
0320	Robbery to Person - Criminal	14		13	
0330	Robbery to Person - Aggravated	0		1	
0325	Vehicular Hijacking	0		0	
0326	Vehicular Hijacking - Aggravated	0		0	
	AGG ASSAULT / AGG BATTERY		85		60
0410	Attempted Murder	0		0	
0410	Battery - Aggravated	29		18	
0480	Battery - Heinous	0		0	
0485	Battery to Child - Aggravated	0		0	
0488	Aggravated Domestic Battery	15		14	
0490	Ritual Mutilation	0		0	
0495	Battery to Senior Citizen - Aggravated	0		0	
0510	Assault - Aggravated	41		28	
	BURGLARY		101		114
0610	Burglary - Commercial	17		15	
0610	Burglary - Non Residential	22		42	
0625	Burglary - Residential	56		54	
0650	Home Invasion	6		3	
	THEFT (LARCENY)		388		399
0710	Theft from Motor Vehicle	3		2	
0720	Theft - Parts/Access of Motor Vehicle	10		10	
0730	Burglary - Parts/Access of Motor Vehicle	1		0	
0760	Burglary from Motor Vehicle	94		97	
0770	Vehicular Invasion (W/Intent To Commit Theft)	2		0	
0810	Theft - Over \$500	33		53	
0820	Theft - \$500 and Under	90		99	
0860	Theft - Retail	153		138	
0865	Theft - Delivery Container	0		0	
0870	Theft - Pocket Picking	0		0	
0880	Theft - Purse Snatching	0		0	
0890	Theft - From Building	0		0	
0895	Theft - Coin Operated Machine or Device	2		0	
	MOTOR VEHICLE THEFT		29		30
0910	Theft of Motor Vehicle	29		30	
	ARSON		5		3
1010	Arson - Criminal	4		3	
1025	Arson - Aggravated	0		0	
1310	Criminal Damage (By Fire Or Explosives)	1		0	
	HUMAN TRAFFICKING		0		0
1050	Commercial Sex Acts	0		0	
1055	Involuntary Servitude	0		0	
	GRAND TOTAL MONTH		641		648

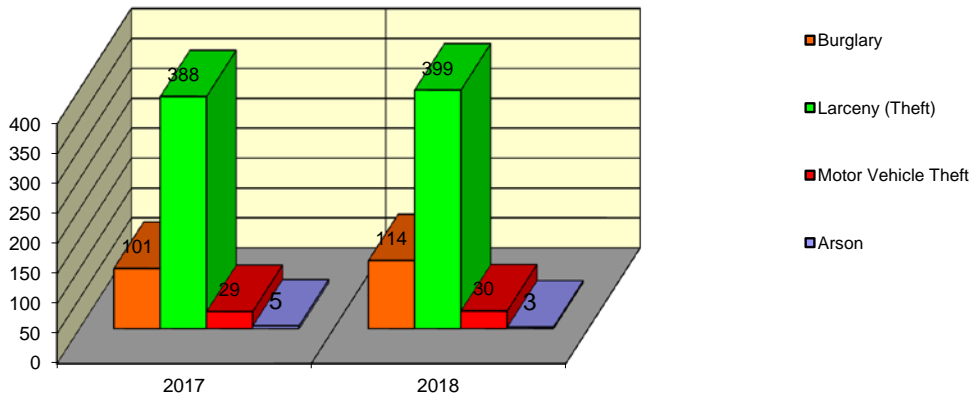
Springfield Police Department Part I Index Crimes - City Wide - Aug Comparison



Springfield Police Department Crimes Against Persons - City Wide - Aug Comparison



Springfield Police Department Crimes Against Property - City Wide - Aug Comparison



**CITY WIDE
PART I INDEX CRIMES BY OFFENSE HEADING
MONTHLY COMPARISON
AUGUST (FINAL REVISED 2019)**

OFFENSE HEADING	2017	2018	CHANGE
Murder	2	0	-2
Sexual Assault	6	12	6
Robbery	25	30	5
Agg Assault / Agg Battery	85	60	-25
Burglary	101	114	13
Theft (Larceny)	388	399	11
Motor Vehicle Theft	29	30	1
Arson	5	3	-2
Human Trafficking	0	0	0
GRAND TOTAL MONTH	641	648	1%

A 1% increase in offenses scored for all Part I Index Crimes City Wide during the month of August 2018.

A 14% decrease in offenses scored for all Crimes Against Persons City Wide during the month of August 2018.

A 4% increase in offenses scored for all Crimes Against Property City Wide during the month of August 2018.

CRIMES AGAINST PERSONS

OFFENSE HEADING	2017	2018
Murder	2	0
Sexual Assault	6	12
Robbery	25	30
Agg Assault / Agg Battery	85	60
Human Trafficking	0	0
TOTAL	118	102
TOTAL % CHANGE		-14%

CRIMES AGAINST PROPERTY

OFFENSE HEADING	2017	2018
Burglary	101	114
Theft (Larceny)	388	399
Motor Vehicle Theft	29	30
Arson	5	3
TOTAL	523	546
TOTAL % CHANGE		4%