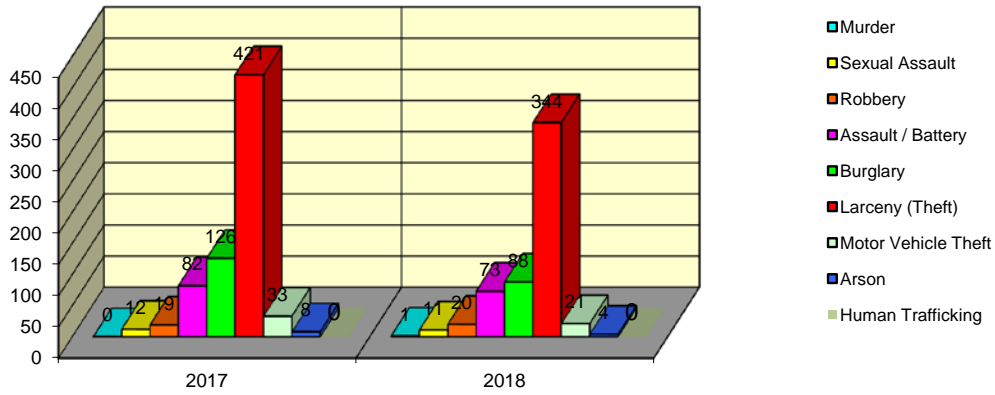


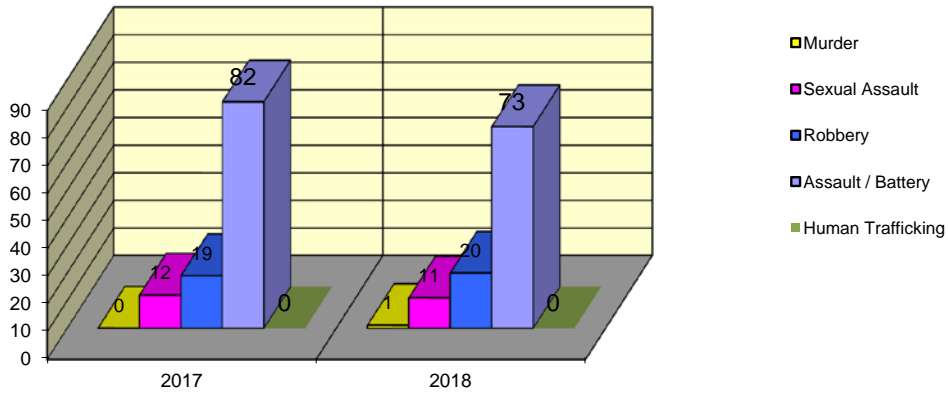
**CITY WIDE
PART I INDEX CRIMES BY OFFENSE HEADING
MONTHLY COMPARISON
SEPTEMBER (FINAL REVISED 2019)**

UCR	OFFENSE HEADING	2017		2018	
	MURDER		0		1
0110	Homicide - First Degree	0		1	
0130	Homicide - Second Degree	0		0	
	SEXUAL ASSAULT		12		11
0260	Sexual Assault - Criminal	10		9	
0261	Sexual Assault - Aggravated	1		1	
0262	Sexual Assault - Forcible Sodomy	0		0	
0280	Pred Criminal Sexual Assault Of A Child	1		1	
0281	Sexual Assault - With an Object	0		0	
	ROBBERY		19		20
0310	Robbery - Armed	1		3	
0320	Robbery - Criminal	0		0	
0330	Robbery - Aggravated	0		1	
0310	Robbery to Person - Armed	8		7	
0320	Robbery to Person - Criminal	9		9	
0330	Robbery to Person - Aggravated	1		0	
0325	Vehicular Hijacking	0		0	
0326	Vehicular Hijacking - Aggravated	0		0	
	AGG ASSAULT / AGG BATTERY		82		73
0410	Attempted Murder	0		0	
0410	Battery - Aggravated	28		19	
0480	Battery - Heinous	0		0	
0485	Battery to Child - Aggravated	0		0	
0488	Aggravated Domestic Battery	16		10	
0490	Ritual Mutilation	0		0	
0495	Battery to Senior Citizen - Aggravated	0		0	
0510	Assault - Aggravated	38		44	
	BURGLARY		126		88
0610	Burglary - Commercial	18		10	
0610	Burglary - Non Residential	48		23	
0625	Burglary - Residential	59		53	
0650	Home Invasion	1		2	
	THEFT (LARCENY)		421		344
0710	Theft from Motor Vehicle	4		2	
0720	Theft - Parts/Access of Motor Vehicle	9		8	
0730	Burglary - Parts/Access of Motor Vehicle	0		0	
0760	Burglary from Motor Vehicle	118		81	
0770	Vehicular Invasion (W/Intent To Commit Theft)	0		1	
0810	Theft - Over \$500	37		35	
0820	Theft - \$500 and Under	107		108	
0860	Theft - Retail	146		107	
0865	Theft - Delivery Container	0		0	
0870	Theft - Pocket Picking	0		0	
0880	Theft - Purse Snatching	0		0	
0890	Theft - From Building	0		0	
0895	Theft - Coin Operated Machine or Device	0		2	
	MOTOR VEHICLE THEFT		33		21
0910	Theft of Motor Vehicle	33		21	
	ARSON		8		4
1010	Arson - Criminal	7		3	
1025	Arson - Aggravated	0		0	
1310	Criminal Damage (By Fire Or Explosives)	1		1	
	HUMAN TRAFFICKING		0		0
1050	Commercial Sex Acts	0		0	
1055	Involuntary Servitude	0		0	
	GRAND TOTAL MONTH		701		562

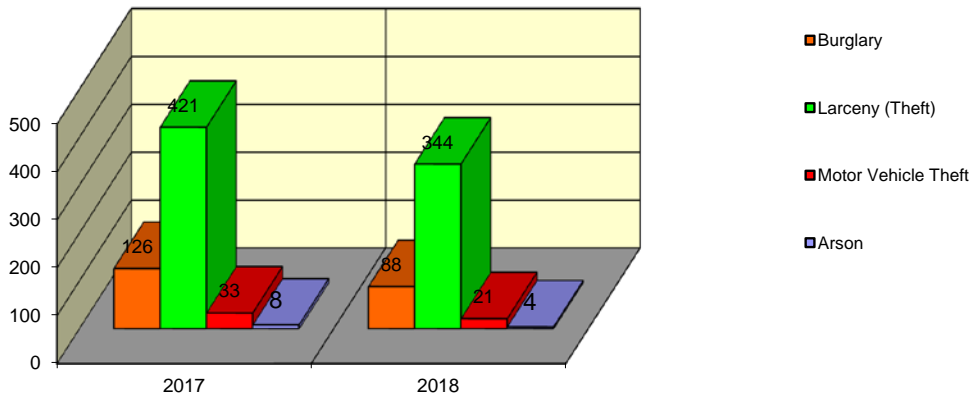
Springfield Police Department Part I Index Crimes - City Wide - Jan Comparison



Springfield Police Department Crimes Against Persons - City Wide - Jan Comparison



Springfield Police Department Crimes Against Property - City Wide - Jan Comparison



**CITY WIDE
PART I INDEX CRIMES BY OFFENSE HEADING
MONTHLY COMPARISON
SEPTEMBER (FINAL REVISED 2019)**

OFFENSE HEADING	2017	2018	CHANGE
Murder	0	1	1
Sexual Assault	12	11	-1
Robbery	19	20	1
Agg Assault / Agg Battery	82	73	-9
Burglary	126	88	-38
Theft (Larceny)	421	344	-77
Motor Vehicle Theft	33	21	-12
Arson	8	4	-4
Human Trafficking	0	0	0
GRAND TOTAL MONTH	701	562	-20%

A 20% decrease in offenses scored for all Part I Index Crimes City Wide during the month of September 2018.

A 7% decrease in offenses scored for all Crimes Against Persons City Wide during the month of September 2018.

A 22% decrease in offenses scored for all Crimes Against Property City Wide during the month of September 2018.

CRIMES AGAINST PERSONS

OFFENSE HEADING	2017	2018
Murder	0	1
Sexual Assault	12	11
Robbery	19	20
Agg Assault / Agg Battery	82	73
Human Trafficking	0	0
TOTAL	113	105
TOTAL % CHANGE		-7%

CRIMES AGAINST PROPERTY

OFFENSE HEADING	2017	2018
Burglary	126	88
Theft (Larceny)	421	344
Motor Vehicle Theft	33	21
Arson	8	4
TOTAL	588	457
TOTAL % CHANGE		-22%