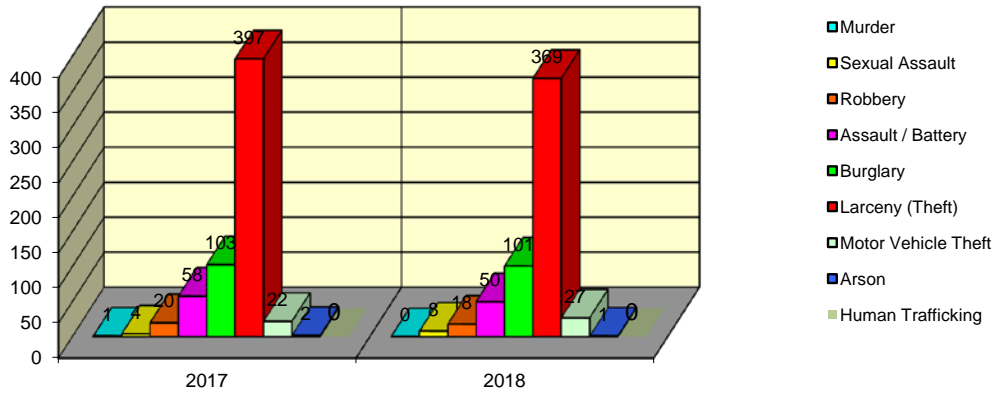


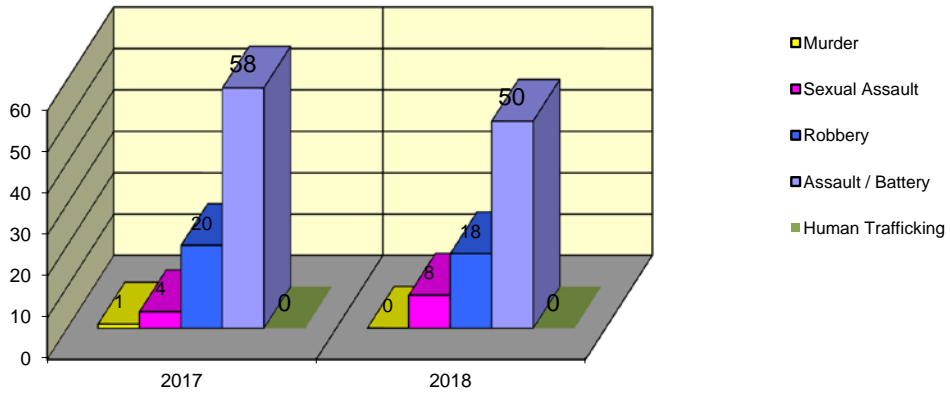
**CITY WIDE  
PART I INDEX CRIMES BY OFFENSE HEADING  
MONTHLY COMPARISON  
OCTOBER (FINAL REVISED 2019)**

UCR	OFFENSE HEADING	2017		2018	
	<b>MURDER</b>		<b>1</b>		<b>0</b>
0110	Homicide - First Degree	1		0	
0130	Homicide - Second Degree	0		0	
	<b>SEXUAL ASSAULT</b>		<b>4</b>		<b>8</b>
0260	Sexual Assault - Criminal	3		7	
0261	Sexual Assault - Aggravated	0		1	
0262	Sexual Assault - Forcible Sodomy	0		0	
0280	Pred Criminal Sexual Assault Of A Child	1		0	
0281	Sexual Assault - With an Object	0		0	
	<b>ROBBERY</b>		<b>20</b>		<b>18</b>
0310	Robbery - Armed	2		3	
0320	Robbery - Criminal	0		0	
0330	Robbery - Aggravated	1		0	
0310	Robbery to Person - Armed	8		11	
0320	Robbery to Person - Criminal	8		3	
0330	Robbery to Person - Aggravated	1		1	
0325	Vehicular Hijacking	0		0	
0326	Vehicular Hijacking - Aggravated	0		0	
	<b>AGG ASSAULT / AGG BATTERY</b>		<b>58</b>		<b>50</b>
0410	Attempted Murder	0		0	
0410	Battery - Aggravated	25		19	
0480	Battery - Heinous	0		0	
0485	Battery to Child - Aggravated	0		0	
0488	Aggravated Domestic Battery	12		15	
0490	Ritual Mutilation	0		0	
0495	Battery to Senior Citizen - Aggravated	0		0	
0510	Assault - Aggravated	21		16	
	<b>BURGLARY</b>		<b>103</b>		<b>101</b>
0610	Burglary - Commercial	8		11	
0610	Burglary - Non Residential	25		19	
0625	Burglary - Residential	69		63	
0650	Home Invasion	1		8	
	<b>THEFT (LARCENY)</b>		<b>397</b>		<b>369</b>
0710	Theft from Motor Vehicle	3		1	
0720	Theft - Parts/Access of Motor Vehicle	7		6	
0730	Burglary - Parts/Access of Motor Vehicle	1		0	
0760	Burglary from Motor Vehicle	125		75	
0770	Vehicular Invasion (W/Intent To Commit Theft)	0		0	
0810	Theft - Over \$500	40		43	
0820	Theft - \$500 and Under	84		96	
0860	Theft - Retail	136		147	
0865	Theft - Delivery Container	0		0	
0870	Theft - Pocket Picking	0		0	
0880	Theft - Purse Snatching	0		0	
0890	Theft - From Building	0		1	
0895	Theft - Coin Operated Machine or Device	1		0	
	<b>MOTOR VEHICLE THEFT</b>		<b>22</b>		<b>27</b>
0910	Theft of Motor Vehicle	22		27	
	<b>ARSON</b>		<b>2</b>		<b>1</b>
1010	Arson - Criminal	2		1	
1025	Arson - Aggravated	0		0	
1310	Criminal Damage (By Fire Or Explosives)	0		0	
	<b>HUMAN TRAFFICKING</b>		<b>0</b>		<b>0</b>
1050	Commercial Sex Acts	0		0	
1055	Involuntary Servitude	0		0	
	<b>GRAND TOTAL MONTH</b>		<b>607</b>		<b>574</b>

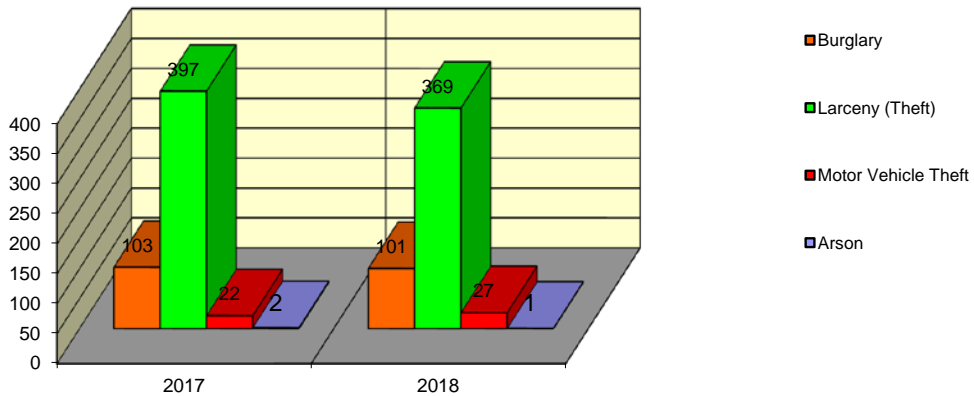
### Springfield Police Department Part I Index Crimes - City Wide - Oct Comparison



### Springfield Police Department Crimes Against Persons - City Wide - Oct Comparison



### Springfield Police Department Crimes Against Property - City Wide - Oct Comparison



**CITY WIDE  
PART I INDEX CRIMES BY OFFENSE HEADING  
MONTHLY COMPARISON  
OCTOBER (FINAL REVISED 2019)**

OFFENSE HEADING	2017	2018	CHANGE
Murder	1	0	-1
Sexual Assault	4	8	4
Robbery	20	18	-2
Agg Assault / Agg Battery	58	50	-8
Burglary	103	101	-2
Theft (Larceny)	397	369	-28
Motor Vehicle Theft	22	27	5
Arson	2	1	-1
Human Trafficking	0	0	0
<b>GRAND TOTAL MONTH</b>	<b>607</b>	<b>574</b>	<b>-5%</b>

A 5% decrease in offenses scored for all Part I Index Crimes City Wide during the month of October 2018.

An 8% decrease in offenses scored for all Crimes Against Persons City Wide during the month of October 2018.

A 5% decrease in offenses scored for all Crimes Against Property City Wide during the month of October 2018.

**CRIMES AGAINST PERSONS**

OFFENSE HEADING	2017	2018
Murder	1	0
Sexual Assault	4	8
Robbery	20	18
Agg Assault / Agg Battery	58	50
Human Trafficking	0	0
<b>TOTAL</b>	<b>83</b>	<b>76</b>
<b>TOTAL % CHANGE</b>		<b>-8%</b>

**CRIMES AGAINST PROPERTY**

OFFENSE HEADING	2017	2018
Burglary	103	101
Theft (Larceny)	397	369
Motor Vehicle Theft	22	27
Arson	2	1
<b>TOTAL</b>	<b>524</b>	<b>498</b>
<b>TOTAL % CHANGE</b>		<b>-5%</b>