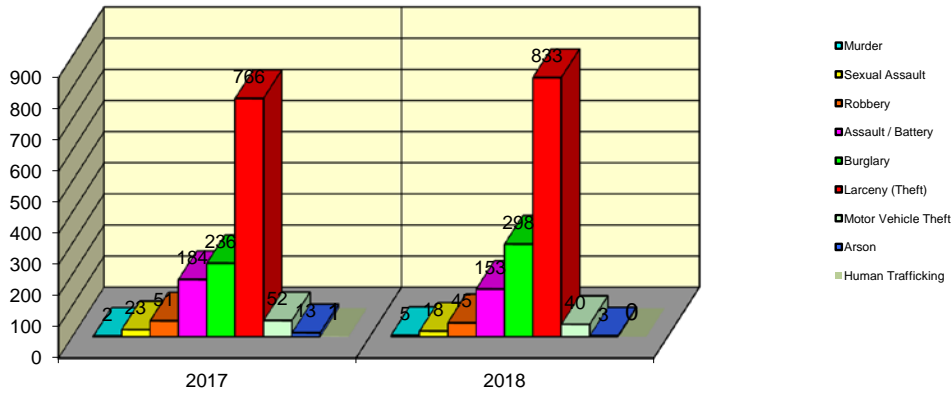


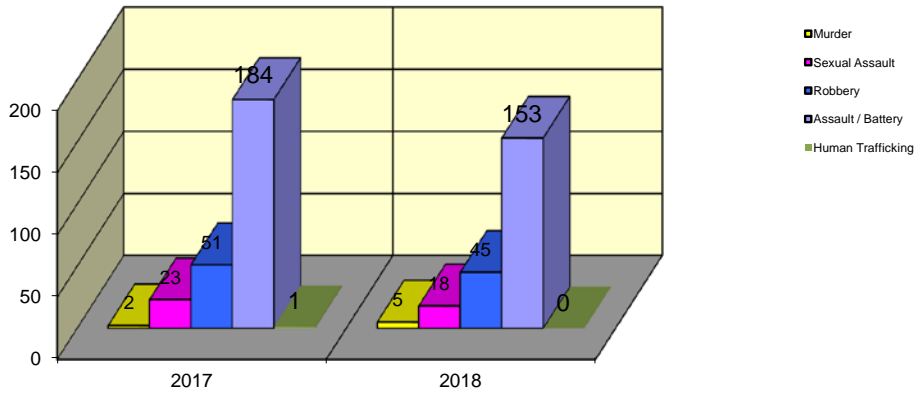
**CITY WIDE
PART I INDEX CRIMES BY OFFENSE HEADING
YEAR-TO-DATE COMPARISON
JANUARY - MARCH (FINAL REVISED 2019)**

UCR	OFFENSE HEADING	2017		2018	
	MURDER		2		5
0110	Homicide - First Degree	2		5	
0130	Homicide - Second Degree	0		0	
	SEXUAL ASSAULT		23		18
0260	Sexual Assault - Criminal	20		14	
0261	Sexual Assault - Aggravated	3		4	
0262	Sexual Assault - Forcible Sodomy	0		0	
0280	Pred Criminal Sexual Assault Of A Child	0		0	
0281	Sexual Assault - With an Object	0		0	
	ROBBERY		51		45
0310	Robbery - Armed	6		1	
0320	Robbery - Criminal	0		1	
0330	Robbery - Aggravated	6		0	
0310	Robbery to Person - Armed	16		14	
0320	Robbery to Person - Criminal	19		27	
0330	Robbery to Person - Aggravated	2		2	
0325	Vehicular Hijacking	2		0	
0326	Vehicular Hijacking - Aggravated	0		0	
	AGG ASSAULT / AGG BATTERY		184		153
0410	Attempted Murder	3		0	
0410	Battery - Aggravated	68		49	
0480	Battery - Heinous	0		0	
0485	Battery to Child - Aggravated	1		0	
0488	Aggravated Domestic Battery	39		48	
0490	Ritual Mutilation	0		0	
0495	Battery to Senior Citizen - Aggravated	0		4	
0510	Assault - Aggravated	73		52	
	BURGLARY		236		298
0610	Burglary - Commercial	25		34	
0610	Burglary - Non Residential	58		48	
0625	Burglary - Residential	145		208	
0650	Home Invasion	8		8	
	THEFT (LARCENY)		766		833
0710	Theft from Motor Vehicle	4		2	
0720	Theft - Parts/Access of Motor Vehicle	20		9	
0730	Burglary - Parts/Access of Motor Vehicle	0		1	
0760	Burglary from Motor Vehicle	161		145	
0770	Vehicular Invasion (W/Intent To Commit Theft)	1		0	
0810	Theft - Over \$500	93		94	
0820	Theft - \$500 and Under	176		173	
0860	Theft - Retail	311		406	
0865	Theft - Delivery Container	0		0	
0870	Theft - Pocket Picking	0		0	
0880	Theft - Purse Snatching	0		3	
0890	Theft - From Building	0		0	
0895	Theft - Coin Operated Machine or Device	0		0	
	MOTOR VEHICLE THEFT		52		40
0910	Theft of Motor Vehicle	52		40	
	ARSON		13		3
1010	Arson - Criminal	8		2	
1025	Arson - Aggravated	4		0	
1310	Criminal Damage (By Fire Or Explosives)	1		1	
	HUMAN TRAFFICKING		1		0
1050	Commercial Sex Acts	1		0	
1055	Involuntary Servitude	0		0	
	GRAND TOTAL YEAR TO DATE		1,328		1,395

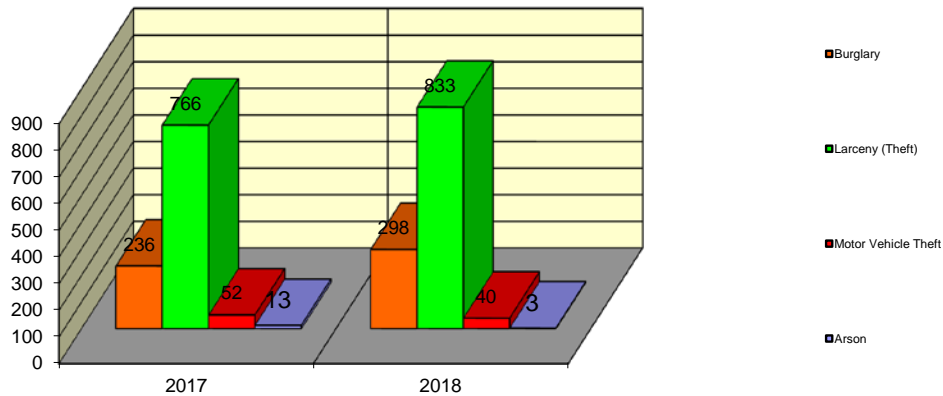
Springfield Police Department Part I Index Crimes - City Wide - Jan-Mar Comparison



Springfield Police Department Crimes Against Persons - City Wide - Jan-Mar Comparison



Springfield Police Department Crimes Against Property - City Wide - Jan-Mar Comparison



**CITY WIDE
PART I INDEX CRIMES BY OFFENSE HEADING
YEAR-TO-DATE COMPARISON
JANUARY - MARCH (FINAL REVISED 2019)**

OFFENSE HEADING	2017	2018	CHANGE
Murder	2	5	3
Sexual Assault	23	18	-5
Robbery	51	45	-6
Agg Assault / Agg Battery	184	153	-31
Burglary	236	298	62
Theft (Larceny)	766	833	67
Motor Vehicle Theft	52	40	-12
Arson	13	3	-10
Human Trafficking	1	0	-1
GRAND TOTAL YTD	1,328	1,395	5%

A 5% increase in offenses scored for all Part I Index Crimes City Wide during the months of January - March 2018.

A 15% decrease in offenses scored for all Crimes Against Persons City Wide during the months of January - March 2018.

A 10% increase in offenses scored for all Crimes Against Property City Wide during the months of January - March 2018.

CRIMES AGAINST PERSONS

OFFENSE HEADING	2017	2018
Murder	2	5
Sexual Assault	23	18
Robbery	51	45
Agg Assault / Agg Battery	184	153
Human Trafficking	1	0
TOTAL	261	221
TOTAL % CHANGE		-15%

CRIMES AGAINST PROPERTY

OFFENSE HEADING	2017	2018
Burglary	236	298
Theft (Larceny)	766	833
Motor Vehicle Theft	52	40
Arson	13	3
TOTAL	1,067	1,174
TOTAL % CHANGE		10%