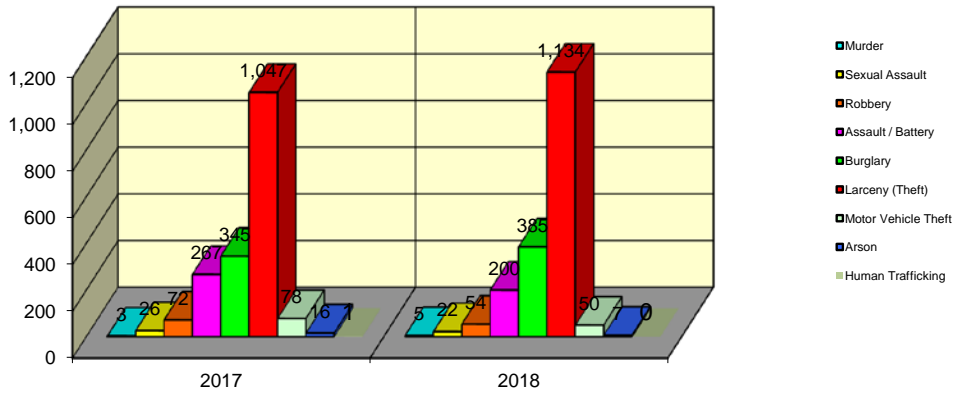


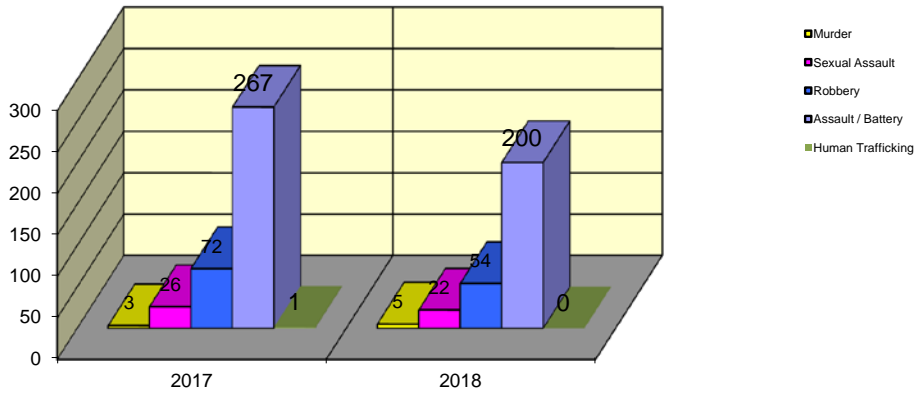
**CITY WIDE
PART I INDEX CRIMES BY OFFENSE HEADING
YEAR-TO-DATE COMPARISON
JANUARY - APRIL (FINAL REVISED 2019)**

UCR	OFFENSE HEADING	2017		2018	
	MURDER		3		5
0110	Homicide - First Degree	3		5	
0130	Homicide - Second Degree	0		0	
	SEXUAL ASSAULT		26		22
0260	Sexual Assault - Criminal	22		18	
0261	Sexual Assault - Aggravated	3		4	
0262	Sexual Assault - Forcible Sodomy	0		0	
0280	Pred Criminal Sexual Assault Of A Child	1		0	
0281	Sexual Assault - With an Object	0		0	
	ROBBERY		72		54
0310	Robbery - Armed	8		1	
0320	Robbery - Criminal	1		1	
0330	Robbery - Aggravated	6		0	
0310	Robbery to Person - Armed	26		20	
0320	Robbery to Person - Criminal	27		29	
0330	Robbery to Person - Aggravated	2		2	
0325	Vehicular Hijacking	2		1	
0326	Vehicular Hijacking - Aggravated	0		0	
	AGG ASSAULT / AGG BATTERY		267		200
0410	Attempted Murder	3		0	
0410	Battery - Aggravated	96		69	
0480	Battery - Heinous	0		0	
0485	Battery to Child - Aggravated	1		0	
0488	Aggravated Domestic Battery	51		61	
0490	Ritual Mutilation	0		0	
0495	Battery to Senior Citizen - Aggravated	0		4	
0510	Assault - Aggravated	116		66	
	BURGLARY		345		385
0610	Burglary - Commercial	32		41	
0610	Burglary - Non Residential	78		64	
0625	Burglary - Residential	225		264	
0650	Home Invasion	10		16	
	THEFT (LARCENY)		1,047		1,134
0710	Theft from Motor Vehicle	8		3	
0720	Theft - Parts/Access of Motor Vehicle	29		15	
0730	Burglary - Parts/Access of Motor Vehicle	0		2	
0760	Burglary from Motor Vehicle	225		182	
0770	Vehicular Invasion (W/Intent To Commit Theft)	2		0	
0810	Theft - Over \$500	126		130	
0820	Theft - \$500 and Under	242		238	
0860	Theft - Retail	415		561	
0865	Theft - Delivery Container	0		0	
0870	Theft - Pocket Picking	0		0	
0880	Theft - Purse Snatching	0		3	
0890	Theft - From Building	0		0	
0895	Theft - Coin Operated Machine or Device	0		0	
	MOTOR VEHICLE THEFT		78		50
0910	Theft of Motor Vehicle	78		50	
	ARSON		16		7
1010	Arson - Criminal	11		3	
1025	Arson - Aggravated	4		2	
1310	Criminal Damage (By Fire Or Explosives)	1		2	
	HUMAN TRAFFICKING		1		0
1050	Commercial Sex Acts	1		0	
1055	Involuntary Servitude	0		0	
	GRAND TOTAL YEAR TO DATE		1,855		1,857

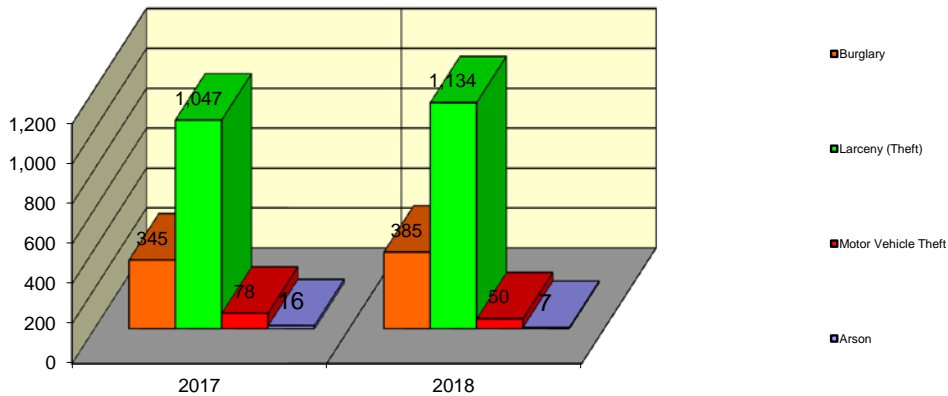
Springfield Police Department Part I Index Crimes - City Wide - Jan-Apr Comparison



Springfield Police Department Crimes Against Persons - City Wide - Jan-Apr Comparison



Springfield Police Department Crimes Against Property - City Wide - Jan-Apr Comparison



**CITY WIDE
PART I INDEX CRIMES BY OFFENSE HEADING
YEAR-TO-DATE COMPARISON
JANUARY - APRIL (FINAL REVISED 2019)**

OFFENSE HEADING	2017	2018	CHANGE
Murder	3	5	2
Sexual Assault	26	22	-4
Robbery	72	54	-18
Agg Assault / Agg Battery	267	200	-67
Burglary	345	385	40
Theft (Larceny)	1047	1134	87
Motor Vehicle Theft	78	50	-28
Arson	16	7	-9
Human Trafficking	1	0	-1
GRAND TOTAL YTD	1,855	1,857	0%

No change in offenses scored for all Part I Index Crimes City Wide during the months of January - April 2018.

A 24% decrease in offenses scored for all Crimes Against Persons City Wide during the months of January - April 2018.

A 6% increase in offenses scored for all Crimes Against Property City Wide during the months of January - April 2018.

CRIMES AGAINST PERSONS

OFFENSE HEADING	2017	2018
Murder	3	5
Sexual Assault	26	22
Robbery	72	54
Agg Assault / Agg Battery	267	200
Human Trafficking	1	0
TOTAL	369	281
TOTAL % CHANGE		-24%

CRIMES AGAINST PROPERTY

OFFENSE HEADING	2017	2018
Burglary	345	385
Theft (Larceny)	1,047	1,134
Motor Vehicle Theft	78	50
Arson	16	7
TOTAL	1,486	1,576
TOTAL % CHANGE		6%