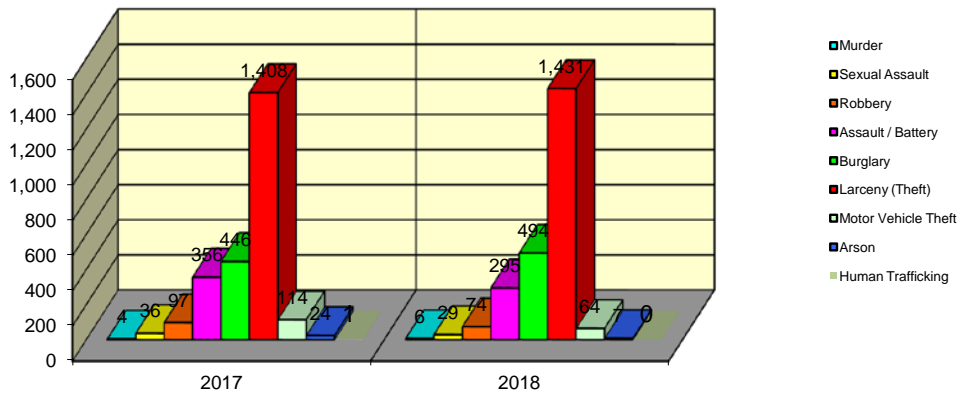


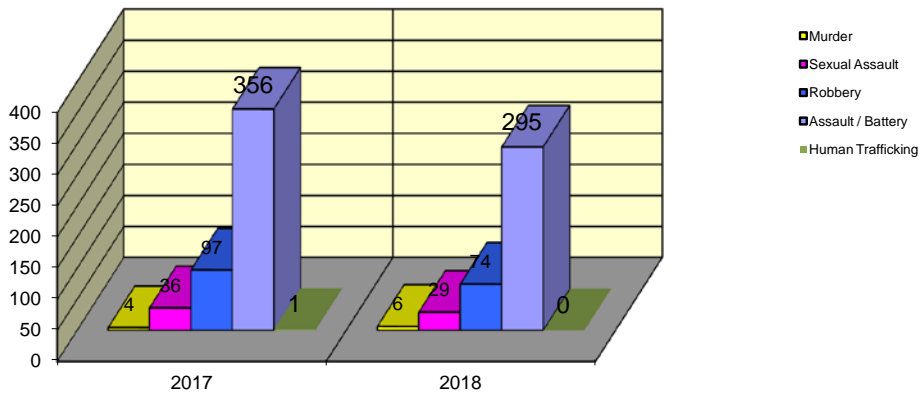
**CITY WIDE  
PART I INDEX CRIMES BY OFFENSE HEADING  
YEAR-TO-DATE COMPARISON  
JANUARY - MAY (FINAL REVISED 2019)**

UCR	OFFENSE HEADING	2017		2018	
	<b>MURDER</b>		<b>4</b>		<b>6</b>
0110	Homicide - First Degree	4		6	
0130	Homicide - Second Degree	0		0	
	<b>SEXUAL ASSAULT</b>		<b>36</b>		<b>29</b>
0260	Sexual Assault - Criminal	30		24	
0261	Sexual Assault - Aggravated	4		3	
0262	Sexual Assault - Forcible Sodomy	0		0	
0280	Pred Criminal Sexual Assault Of A Child	2		0	
0281	Sexual Assault - With an Object	0		2	
	<b>ROBBERY</b>		<b>97</b>		<b>74</b>
0310	Robbery - Armed	9		2	
0320	Robbery - Criminal	1		1	
0330	Robbery - Aggravated	6		0	
0310	Robbery to Person - Armed	37		29	
0320	Robbery to Person - Criminal	39		36	
0330	Robbery to Person - Aggravated	2		3	
0325	Vehicular Hijacking	3		2	
0326	Vehicular Hijacking - Aggravated	0		1	
	<b>AGG ASSAULT / AGG BATTERY</b>		<b>356</b>		<b>295</b>
0410	Attempted Murder	3		0	
0410	Battery - Aggravated	135		115	
0480	Battery - Heinous	0		0	
0485	Battery to Child - Aggravated	1		1	
0488	Aggravated Domestic Battery	68		75	
0490	Ritual Mutilation	0		0	
0495	Battery to Senior Citizen - Aggravated	1		6	
0510	Assault - Aggravated	148		98	
	<b>BURGLARY</b>		<b>446</b>		<b>494</b>
0610	Burglary - Commercial	40		47	
0610	Burglary - Non Residential	96		85	
0625	Burglary - Residential	297		341	
0650	Home Invasion	13		21	
	<b>THEFT (LARCENY)</b>		<b>1,408</b>		<b>1,431</b>
0710	Theft from Motor Vehicle	9		4	
0720	Theft - Parts/Access of Motor Vehicle	36		17	
0730	Burglary - Parts/Access of Motor Vehicle	0		2	
0760	Burglary from Motor Vehicle	348		245	
0770	Vehicular Invasion (W/Intent To Commit Theft)	2		0	
0810	Theft - Over \$500	153		161	
0820	Theft - \$500 and Under	329		303	
0860	Theft - Retail	531		694	
0865	Theft - Delivery Container	0		0	
0870	Theft - Pocket Picking	0		1	
0880	Theft - Purse Snatching	0		3	
0890	Theft - From Building	0		0	
0895	Theft - Coin Operated Machine or Device	0		1	
	<b>MOTOR VEHICLE THEFT</b>		<b>114</b>		<b>64</b>
0910	Theft of Motor Vehicle	114		64	
	<b>ARSON</b>		<b>24</b>		<b>7</b>
1010	Arson - Criminal	14		4	
1025	Arson - Aggravated	8		0	
1310	Criminal Damage (By Fire Or Explosives)	2		3	
	<b>HUMAN TRAFFICKING</b>		<b>1</b>		<b>0</b>
1050	Commercial Sex Acts	1		0	
1055	Involuntary Servitude	0		0	
	<b>GRAND TOTAL YEAR TO DATE</b>		<b>2,486</b>		<b>2,400</b>

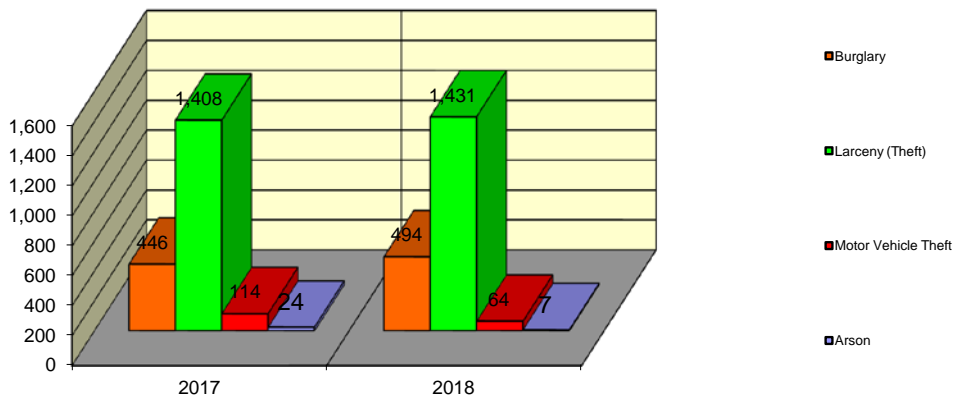
### Springfield Police Department Part I Index Crimes - City Wide - Jan-May Comparison



### Springfield Police Department Crimes Against Persons - City Wide - Jan-May Comparison



### Springfield Police Department Crimes Against Property - City Wide - Jan-May Comparison



**CITY WIDE  
PART I INDEX CRIMES BY OFFENSE HEADING  
YEAR-TO-DATE COMPARISON  
JANUARY - MAY (FINAL REVISED 2019)**

OFFENSE HEADING	2017	2018	CHANGE
Murder	4	6	2
Sexual Assault	36	29	-7
Robbery	97	74	-23
Agg Assault / Agg Battery	356	295	-61
Burglary	446	494	48
Theft (Larceny)	1408	1431	23
Motor Vehicle Theft	114	64	-50
Arson	24	7	-17
Human Trafficking	1	0	-1
<b>GRAND TOTAL YTD</b>	<b>2,486</b>	<b>2,400</b>	<b>-3%</b>

A 3% decrease in offenses scored for all Part I Index Crimes City Wide during the months of January - May 2018.

An 18% decrease in offenses scored for all Crimes Against Persons City Wide during the months of January - May 2018.

No change in offenses scored for all Crimes Against Property City Wide during the months of January - May 2018.

**CRIMES AGAINST PERSONS**

OFFENSE HEADING	2017	2018
Murder	4	6
Sexual Assault	36	29
Robbery	97	74
Agg Assault / Agg Battery	356	295
Human Trafficking	1	0
<b>TOTAL</b>	<b>494</b>	<b>404</b>
<b>TOTAL % CHANGE</b>		<b>-18%</b>

**CRIMES AGAINST PROPERTY**

OFFENSE HEADING	2017	2018
Burglary	446	494
Theft (Larceny)	1,408	1,431
Motor Vehicle Theft	114	64
Arson	24	7
<b>TOTAL</b>	<b>1,992</b>	<b>1,996</b>
<b>TOTAL % CHANGE</b>		<b>0%</b>