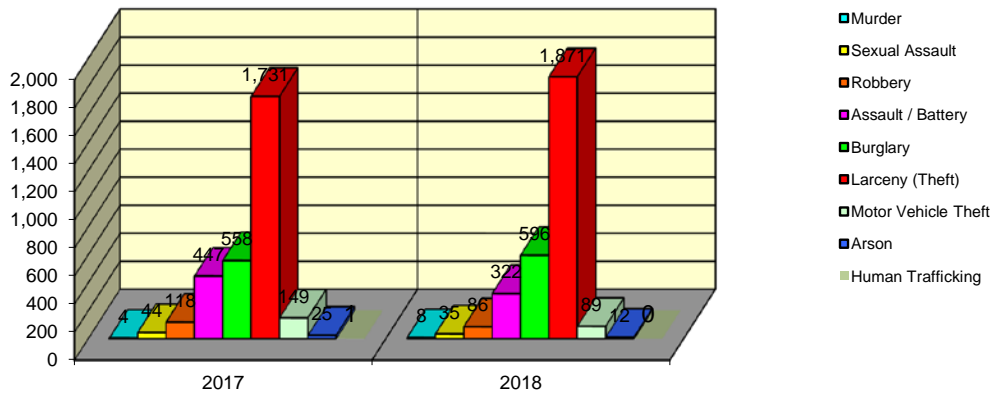


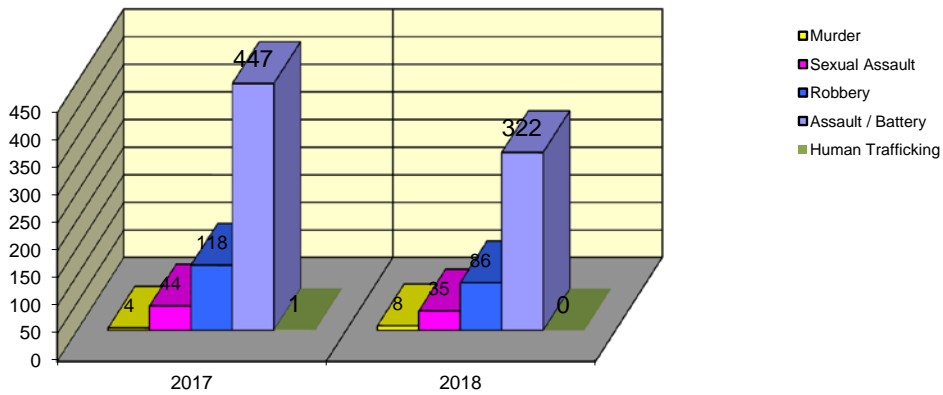
**CITY WIDE
PART I INDEX CRIMES BY OFFENSE HEADING
YEAR-TO-DATE COMPARISON
JANUARY - JUNE (FINAL REVISED 2019)**

UCR	OFFENSE HEADING	2017		2018	
	MURDER		4		8
0110	Homicide - First Degree	4		8	
0130	Homicide - Second Degree	0		0	
	SEXUAL ASSAULT		44		35
0260	Sexual Assault - Criminal	36		28	
0261	Sexual Assault - Aggravated	5		6	
0262	Sexual Assault - Forcible Sodomy	0		0	
0280	Pred Criminal Sexual Assault Of A Child	3		1	
0281	Sexual Assault - With an Object	0		0	
	ROBBERY		118		86
0310	Robbery - Armed	11		3	
0320	Robbery - Criminal	1		1	
0330	Robbery - Aggravated	6		0	
0310	Robbery to Person - Armed	43		34	
0320	Robbery to Person - Criminal	50		41	
0330	Robbery to Person - Aggravated	4		4	
0325	Vehicular Hijacking	3		2	
0326	Vehicular Hijacking - Aggravated	0		1	
	AGG ASSAULT / AGG BATTERY		447		322
0410	Attempted Murder	3		0	
0410	Battery - Aggravated	170		125	
0480	Battery - Heinous	0		0	
0485	Battery to Child - Aggravated	1		0	
0488	Aggravated Domestic Battery	87		79	
0490	Ritual Mutilation	0		0	
0495	Battery to Senior Citizen - Aggravated	3		6	
0510	Assault - Aggravated	183		112	
	BURGLARY		558		596
0610	Burglary - Commercial	48		57	
0610	Burglary - Non Residential	133		110	
0625	Burglary - Residential	359		406	
0650	Home Invasion	18		23	
	THEFT (LARCENY)		1,731		1,871
0710	Theft from Motor Vehicle	9		7	
0720	Theft - Parts/Access of Motor Vehicle	44		29	
0730	Burglary - Parts/Access of Motor Vehicle	1		2	
0760	Burglary from Motor Vehicle	440		310	
0770	Vehicular Invasion (W/Intent To Commit Theft)	3		1	
0810	Theft - Over \$500	195		242	
0820	Theft - \$500 and Under	402		412	
0860	Theft - Retail	635		861	
0865	Theft - Delivery Container	0		0	
0870	Theft - Pocket Picking	1		2	
0880	Theft - Purse Snatching	0		3	
0890	Theft - From Building	0		0	
0895	Theft - Coin Operated Machine or Device	1		2	
	MOTOR VEHICLE THEFT		149		89
0910	Theft of Motor Vehicle	149		89	
	ARSON		25		12
1010	Arson - Criminal	15		7	
1025	Arson - Aggravated	8		2	
1310	Criminal Damage (By Fire Or Explosives)	2		3	
	HUMAN TRAFFICKING		1		0
1050	Commercial Sex Acts	1		0	
1055	Involuntary Servitude	0		0	
	GRAND TOTAL YEAR TO DATE		3,077		3,019

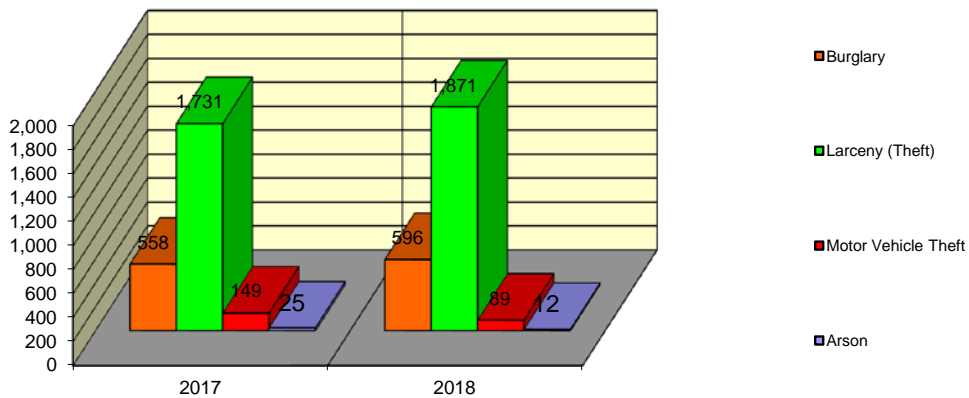
Springfield Police Department Part I Index Crimes - City Wide - Jan-June Comparison



Springfield Police Department Crimes Against Persons - City Wide - Jan-June Comparison



Springfield Police Department Crimes Against Property - City Wide - Jan-June Comparison



**CITY WIDE
PART I INDEX CRIMES BY OFFENSE HEADING
YEAR-TO-DATE COMPARISON
JANUARY - JUNE (FINAL REVISED 2019)**

OFFENSE HEADING	2017	2018	CHANGE
Murder	4	8	4
Sexual Assault	44	35	-9
Robbery	118	86	-32
Agg Assault / Agg Battery	447	322	-125
Burglary	558	596	38
Theft (Larceny)	1731	1871	140
Motor Vehicle Theft	149	89	-60
Arson	25	12	-13
Human Trafficking	1	0	-1
GRAND TOTAL YTD	3,077	3,019	-2%

A 2% decrease in offenses scored for all Part I Index Crimes City Wide during the months of January - June 2018.

A 27% decrease in offenses scored for all Crimes Against Persons City Wide during the months of January - June 2018.

A 4% increase in offenses scored for all Crimes Against Property City Wide during the months of January - June 2018.

CRIMES AGAINST PERSONS

OFFENSE HEADING	2017	2018
Murder	4	8
Sexual Assault	44	35
Robbery	118	86
Agg Assault / Agg Battery	447	322
Human Trafficking	1	0
TOTAL	614	451
TOTAL % CHANGE		-27%

CRIMES AGAINST PROPERTY

OFFENSE HEADING	2017	2018
Burglary	558	596
Theft (Larceny)	1,731	1,871
Motor Vehicle Theft	149	89
Arson	25	12
TOTAL	2,463	2,568
TOTAL % CHANGE		4%