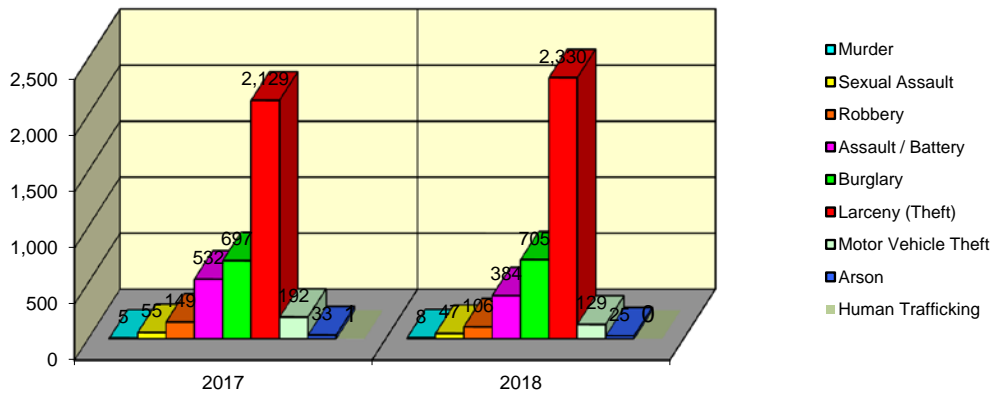


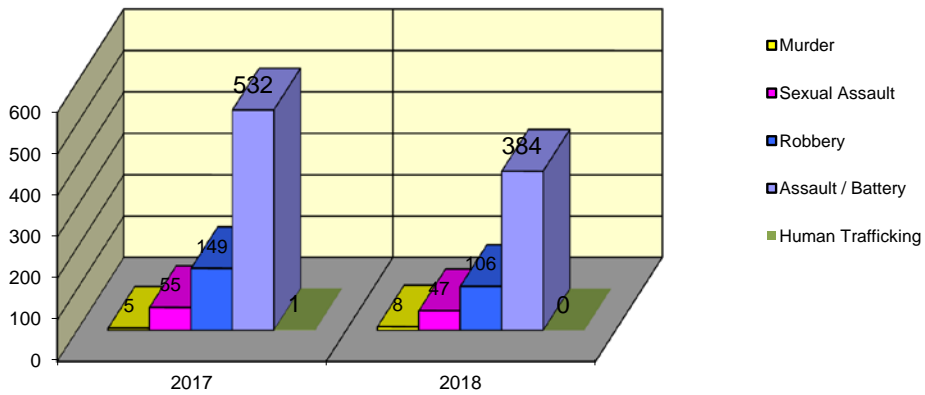
**CITY WIDE  
PART I INDEX CRIMES BY OFFENSE HEADING  
YEAR-TO-DATE COMPARISON  
JANUARY - JULY (FINAL REVISED 2019)**

UCR	OFFENSE HEADING	2017		2018	
	<b>MURDER</b>		<b>5</b>		<b>8</b>
0110	Homicide - First Degree	5		8	
0130	Homicide - Second Degree	0		0	
	<b>SEXUAL ASSAULT</b>		<b>55</b>		<b>47</b>
0260	Sexual Assault - Criminal	46		40	
0261	Sexual Assault - Aggravated	5		6	
0262	Sexual Assault - Forcible Sodomy	0		0	
0280	Pred Criminal Sexual Assault Of A Child	3		1	
0281	Sexual Assault - With an Object	1		0	
	<b>ROBBERY</b>		<b>149</b>		<b>106</b>
0310	Robbery - Armed	15		4	
0320	Robbery - Criminal	1		1	
0330	Robbery - Aggravated	7		2	
0310	Robbery to Person - Armed	51		42	
0320	Robbery to Person - Criminal	68		48	
0330	Robbery to Person - Aggravated	4		6	
0325	Vehicle Hijacking	3		2	
0326	Vehicle Hijacking - Aggravated	0		1	
	<b>AGG ASSAULT / AGG BATTERY</b>		<b>532</b>		<b>384</b>
0410	Attempted Murder	3		0	
0410	Battery - Aggravated	190		144	
0480	Battery - Heinous	0		0	
0485	Battery to Child - Aggravated	1		0	
0488	Aggravated Domestic Battery	109		97	
0490	Ritual Mutilation	0		0	
0495	Battery to Senior Citizen - Aggravated	3		6	
0510	Assault - Aggravated	226		137	
	<b>BURGLARY</b>		<b>697</b>		<b>705</b>
0610	Burglary - Commercial	74		64	
0610	Burglary - Non Residential	175		141	
0625	Burglary - Residential	428		474	
0650	Home Invasion	20		26	
	<b>THEFT (LARCENY)</b>		<b>2,129</b>		<b>2,330</b>
0710	Theft from Motor Vehicle	17		10	
0720	Theft - Parts/Access of Motor Vehicle	46		41	
0730	Burglary - Parts/Access of Motor Vehicle	1		6	
0760	Burglary from Motor Vehicle	571		431	
0770	Vehicle Invasion (W/Intent To Commit Theft)	3		1	
0810	Theft - Over \$500	235		292	
0820	Theft - \$500 and Under	508		512	
0860	Theft - Retail	745		1,028	
0865	Theft - Delivery Container	0		0	
0870	Theft - Pocket Picking	1		2	
0880	Theft - Purse Snatching	0		4	
0890	Theft - From Building	0		0	
0895	Theft - Coin Operated Machine or Device	2		3	
	<b>MOTOR VEHICLE THEFT</b>		<b>192</b>		<b>129</b>
0910	Theft of Motor Vehicle	192		129	
	<b>ARSON</b>		<b>33</b>		<b>25</b>
1010	Arson - Criminal	20		10	
1025	Arson - Aggravated	9		4	
1310	Criminal Damage (By Fire Or Explosives)	4		11	
	<b>HUMAN TRAFFICKING</b>		<b>1</b>		<b>0</b>
1050	Commercial Sex Acts	1		0	
1055	Involuntary Servitude	0		0	
	<b>GRAND TOTAL YEAR TO DATE</b>		<b>3,793</b>		<b>3,734</b>

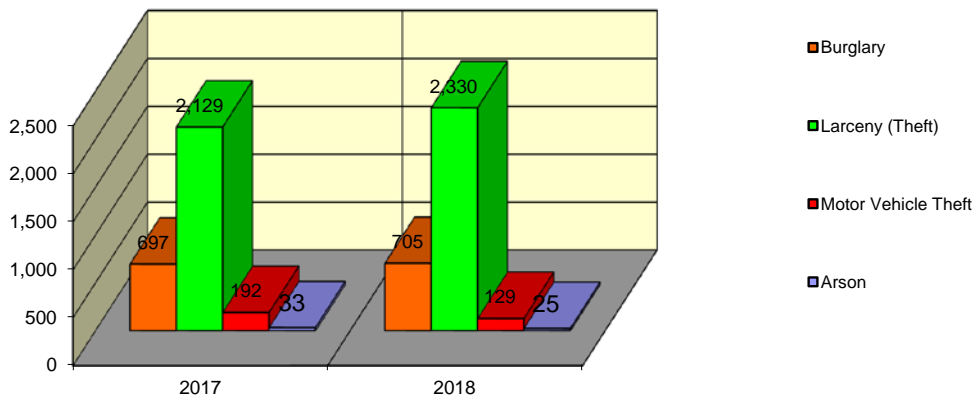
### Springfield Police Department Part I Index Crimes - City Wide - Jan-July Comparison



### Springfield Police Department Crimes Against Persons - City Wide - Jan-July Comparison



### Springfield Police Department Crimes Against Property - City Wide - Jan-July Comparison



**CITY WIDE  
PART I INDEX CRIMES BY OFFENSE HEADING  
YEAR-TO-DATE COMPARISON  
JANUARY - JULY (FINAL REVISED 2019)**

OFFENSE HEADING	2017	2018	CHANGE
Murder	5	8	3
Sexual Assault	55	47	-8
Robbery	149	106	-43
Agg Assault / Agg Battery	532	384	-148
Burglary	697	705	8
Theft (Larceny)	2129	2330	201
Motor Vehicle Theft	192	129	-63
Arson	33	25	-8
Human Trafficking	1	0	-1
<b>GRAND TOTAL YTD</b>	<b>3,793</b>	<b>3,734</b>	<b>-2%</b>

A 2% decrease in offenses scored for all Part I Index Crimes City Wide during the months of January - July 2018.

A 27% decrease in offenses scored for all Crimes Against Persons City Wide during the months of January - July 2018.

A 5% increase in offenses scored for all Crimes Against Property City Wide during the months of January - July 2018.

**CRIMES AGAINST PERSONS**

OFFENSE HEADING	2017	2018
Murder	5	8
Sexual Assault	55	47
Robbery	149	106
Agg Assault / Agg Battery	532	384
Human Trafficking	1	0
<b>TOTAL</b>	<b>742</b>	<b>545</b>
<b>TOTAL % CHANGE</b>		<b>-27%</b>

**CRIMES AGAINST PROPERTY**

OFFENSE HEADING	2017	2018
Burglary	697	705
Theft (Larceny)	2,129	2,330
Motor Vehicle Theft	192	129
Arson	33	25
<b>TOTAL</b>	<b>3,051</b>	<b>3,189</b>
<b>TOTAL % CHANGE</b>		<b>5%</b>