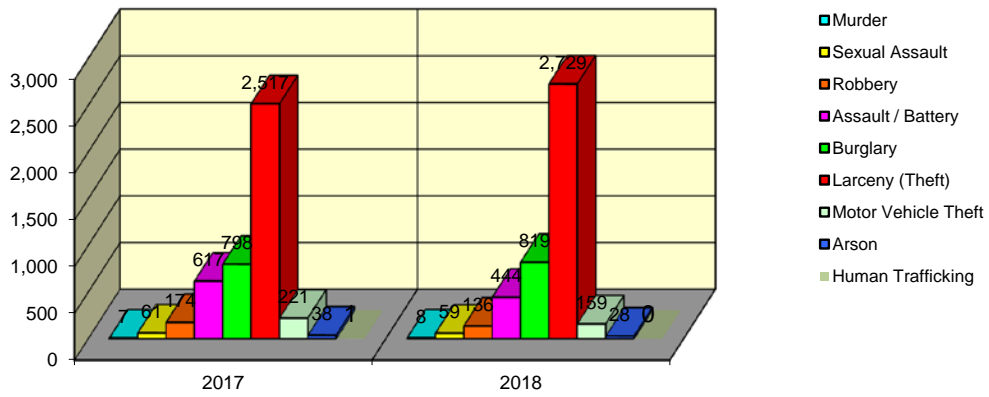


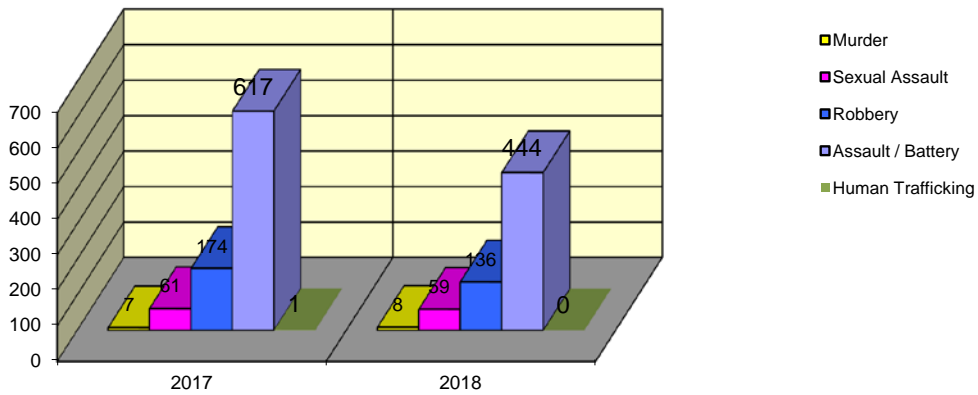
**CITY WIDE  
PART I INDEX CRIMES BY OFFENSE HEADING  
YEAR-TO-DATE COMPARISON  
JANUARY - AUGUST (FINAL REVISED 2019)**

UCR	OFFENSE HEADING	2017		2018	
	<b>MURDER</b>		<b>7</b>		<b>8</b>
0110	Homicide - First Degree	7		8	
0130	Homicide - Second Degree	0		0	
	<b>SEXUAL ASSAULT</b>		<b>61</b>		<b>59</b>
0260	Sexual Assault - Criminal	51		48	
0261	Sexual Assault - Aggravated	6		8	
0262	Sexual Assault - Forcible Sodomy	0		0	
0280	Pred Criminal Sexual Assault Of A Child	3		3	
0281	Sexual Assault - With an Object	1		0	
	<b>ROBBERY</b>		<b>174</b>		<b>136</b>
0310	Robbery - Armed	16		5	
0320	Robbery - Criminal	1		1	
0330	Robbery - Aggravated	7		2	
0310	Robbery to Person - Armed	61		57	
0320	Robbery to Person - Criminal	82		61	
0330	Robbery to Person - Aggravated	4		7	
0325	Vehicular Hijacking	3		2	
0326	Vehicular Hijacking - Aggravated	0		1	
	<b>AGG ASSAULT / AGG BATTERY</b>		<b>617</b>		<b>444</b>
0410	Attempted Murder	3		0	
0410	Battery - Aggravated	219		162	
0480	Battery - Heinous	0		0	
0485	Battery to Child - Aggravated	1		0	
0488	Aggravated Domestic Battery	124		111	
0490	Ritual Mutilation	0		0	
0495	Battery to Senior Citizen - Aggravated	3		6	
0510	Assault - Aggravated	267		165	
	<b>BURGLARY</b>		<b>798</b>		<b>819</b>
0610	Burglary - Commercial	91		79	
0610	Burglary - Non Residential	197		183	
0625	Burglary - Residential	484		528	
0650	Home Invasion	26		29	
	<b>THEFT (LARCENY)</b>		<b>2,517</b>		<b>2,729</b>
0710	Theft from Motor Vehicle	20		12	
0720	Theft - Parts/Access of Motor Vehicle	56		51	
0730	Burglary - Parts/Access of Motor Vehicle	2		6	
0760	Burglary from Motor Vehicle	665		528	
0770	Vehicular Invasion (W/Intent To Commit Theft)	5		1	
0810	Theft - Over \$500	268		345	
0820	Theft - \$500 and Under	598		611	
0860	Theft - Retail	898		1,166	
0865	Theft - Delivery Container	0		0	
0870	Theft - Pocket Picking	1		2	
0880	Theft - Purse Snatching	0		4	
0890	Theft - From Building	0		0	
0895	Theft - Coin Operated Machine or Device	4		3	
	<b>MOTOR VEHICLE THEFT</b>		<b>221</b>		<b>159</b>
0910	Theft of Motor Vehicle	221		159	
	<b>ARSON</b>		<b>38</b>		<b>28</b>
1010	Arson - Criminal	24		13	
1025	Arson - Aggravated	9		4	
1310	Criminal Damage (By Fire Or Explosives)	5		11	
	<b>HUMAN TRAFFICKING</b>		<b>1</b>		<b>0</b>
1050	Commercial Sex Acts	1		0	
1055	Involuntary Servitude	0		0	
	<b>GRAND TOTAL YEAR TO DATE</b>		<b>4,434</b>		<b>4,382</b>

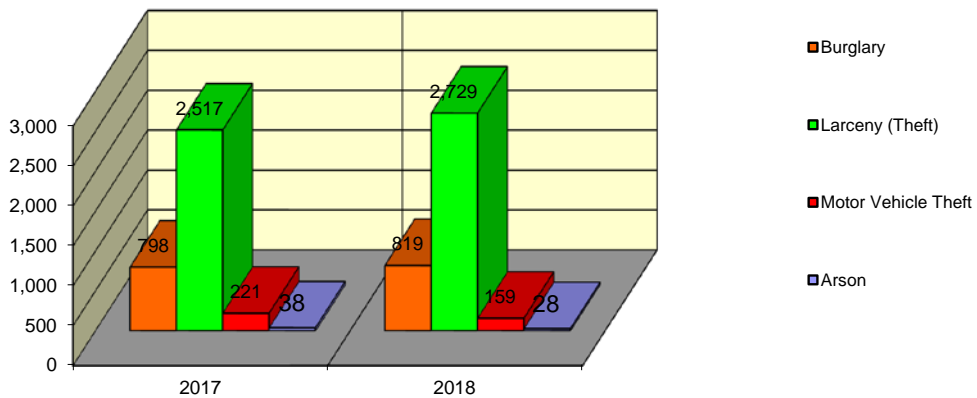
### Springfield Police Department Part I Index Crimes - City Wide - Jan-Aug Comparison



### Springfield Police Department Crimes Against Persons - City Wide - Jan-Aug Comparison



### Springfield Police Department Crimes Against Property - City Wide - Jan-Aug Comparison



**CITY WIDE  
PART I INDEX CRIMES BY OFFENSE HEADING  
YEAR-TO-DATE COMPARISON  
JANUARY - AUGUST (FINAL REVISED 2019)**

OFFENSE HEADING	2017	2018	CHANGE
Murder	7	8	1
Sexual Assault	61	59	-2
Robbery	174	136	-38
Agg Assault / Agg Battery	617	444	-173
Burglary	798	819	21
Theft (Larceny)	2517	2729	212
Motor Vehicle Theft	221	159	-62
Arson	38	28	-10
Human Trafficking	1	0	-1
<b>GRAND TOTAL YTD</b>	<b>4,434</b>	<b>4,382</b>	<b>-1%</b>

A 1% decrease in offenses scored for all Part I Index Crimes City Wide during the months of January - August 2018.

A 25% decrease in offenses scored for all Crimes Against Persons City Wide during the months of January - August 2018.

A 5% increase in offenses scored for all Crimes Against Property City Wide during the months of January - August 2018.

**CRIMES AGAINST PERSONS**

OFFENSE HEADING	2017	2018
Murder	7	8
Sexual Assault	61	59
Robbery	174	136
Agg Assault / Agg Battery	617	444
Human Trafficking	1	0
<b>TOTAL</b>	<b>860</b>	<b>647</b>
<b>TOTAL % CHANGE</b>		<b>-25%</b>

**CRIMES AGAINST PROPERTY**

OFFENSE HEADING	2017	2018
Burglary	798	819
Theft (Larceny)	2,517	2,729
Motor Vehicle Theft	221	159
Arson	38	28
<b>TOTAL</b>	<b>3,574</b>	<b>3,735</b>
<b>TOTAL % CHANGE</b>		<b>5%</b>