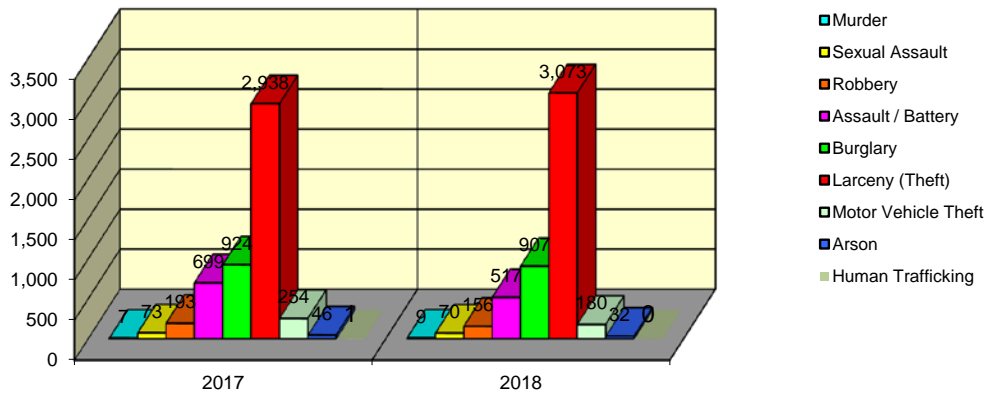


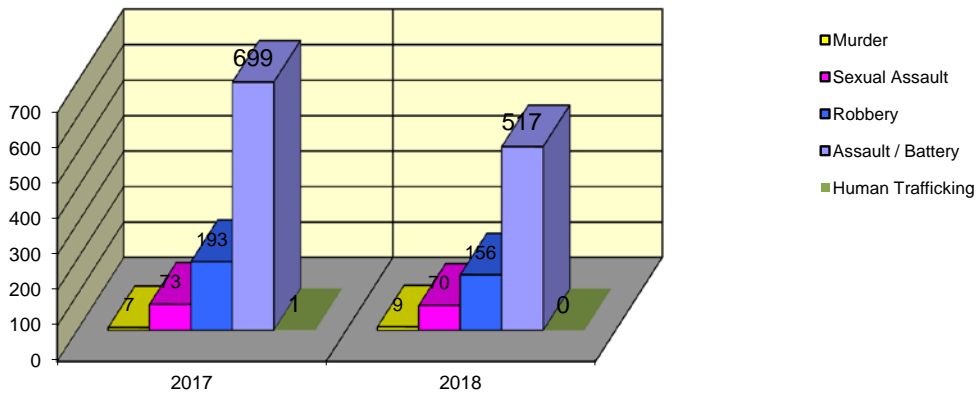
**CITY WIDE
PART I INDEX CRIMES BY OFFENSE HEADING
YEAR-TO-DATE COMPARISON
JANUARY - SEPTEMBER (FINAL REVISED 2019)**

UCR	OFFENSE HEADING	2017		2018	
	MURDER		7		9
0110	Homicide - First Degree	7		9	
0130	Homicide - Second Degree	0		0	
	SEXUAL ASSAULT		73		70
0260	Sexual Assault - Criminal	61		57	
0261	Sexual Assault - Aggravated	7		9	
0262	Sexual Assault - Forcible Sodomy	0		0	
0280	Pred Criminal Sexual Assault Of A Child	4		4	
0281	Sexual Assault - With an Object	1		0	
	ROBBERY		193		156
0310	Robbery - Armed	17		8	
0320	Robbery - Criminal	1		1	
0330	Robbery - Aggravated	7		3	
0310	Robbery to Person - Armed	69		64	
0320	Robbery to Person - Criminal	91		70	
0330	Robbery to Person - Aggravated	5		7	
0325	Vehicle Hijacking	3		2	
0326	Vehicle Hijacking - Aggravated	0		1	
	AGG ASSAULT / AGG BATTERY		699		517
0410	Attempted Murder	3		0	
0410	Battery - Aggravated	247		181	
0480	Battery - Heinous	0		0	
0485	Battery to Child - Aggravated	1		0	
0488	Aggravated Domestic Battery	140		121	
0490	Ritual Mutilation	0		0	
0495	Battery to Senior Citizen - Aggravated	3		6	
0510	Assault - Aggravated	305		209	
	BURGLARY		924		907
0610	Burglary - Commercial	109		89	
0610	Burglary - Non Residential	245		206	
0625	Burglary - Residential	543		581	
0650	Home Invasion	27		31	
	THEFT (LARCENY)		2,938		3,073
0710	Theft from Motor Vehicle	24		14	
0720	Theft - Parts/Access of Motor Vehicle	65		59	
0730	Burglary - Parts/Access of Motor Vehicle	2		6	
0760	Burglary from Motor Vehicle	783		609	
0770	Vehicle Invasion (W/Intent To Commit Theft)	5		2	
0810	Theft - Over \$500	305		380	
0820	Theft - \$500 and Under	705		719	
0860	Theft - Retail	1,044		1,273	
0865	Theft - Delivery Container	0		0	
0870	Theft - Pocket Picking	1		2	
0880	Theft - Purse Snatching	0		4	
0890	Theft - From Building	0		0	
0895	Theft - Coin Operated Machine or Device	4		5	
	MOTOR VEHICLE THEFT		254		180
0910	Theft of Motor Vehicle	254		180	
	ARSON		46		32
1010	Arson - Criminal	31		16	
1025	Arson - Aggravated	9		4	
1310	Criminal Damage (By Fire Or Explosives)	6		12	
	HUMAN TRAFFICKING		1		0
1050	Commercial Sex Acts	1		0	
1055	Involuntary Servitude	0		0	
	GRAND TOTAL YEAR TO DATE		5,135		4,944

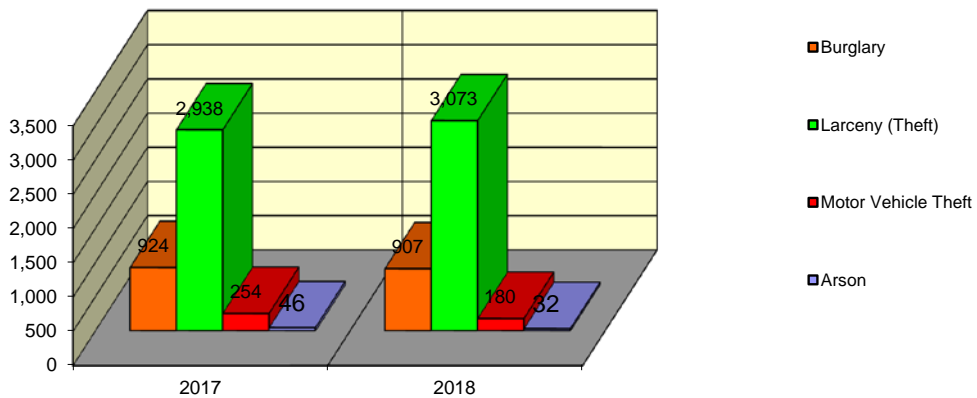
Springfield Police Department Part I Index Crimes - City Wide - Jan-Dec Comparison



Springfield Police Department Crimes Against Persons - City Wide - Jan-Dec Comparison



Springfield Police Department Crimes Against Property - City Wide - Jan-Dec Comparison



**CITY WIDE
PART I INDEX CRIMES BY OFFENSE HEADING
YEAR-TO-DATE COMPARISON
JANUARY - SEPTEMBER (FINAL REVISED 2019)**

OFFENSE HEADING	2017	2018	CHANGE
Murder	7	9	2
Sexual Assault	73	70	-3
Robbery	193	156	-37
Agg Assault / Agg Battery	699	517	-182
Burglary	924	907	-17
Theft (Larceny)	2938	3073	135
Motor Vehicle Theft	254	180	-74
Arson	46	32	-14
Human Trafficking	1	0	-1
GRAND TOTAL YTD	5,135	4,944	-4%

A 4% decrease in offenses scored for all Part I Index Crimes City Wide during the months of January - September 2018.

A 23% decrease in offenses scored for all Crimes Against Persons City Wide during the months of January - September 2018.

A 1% increase in offenses scored for all Crimes Against Property City Wide during the months of January - September 2018.

CRIMES AGAINST PERSONS

OFFENSE HEADING	2017	2018
Murder	7	9
Sexual Assault	73	70
Robbery	193	156
Agg Assault / Agg Battery	699	517
Human Trafficking	1	0
TOTAL	973	752
TOTAL % CHANGE		-23%

CRIMES AGAINST PROPERTY

OFFENSE HEADING	2017	2018
Burglary	924	907
Theft (Larceny)	2,938	3,073
Motor Vehicle Theft	254	180
Arson	46	32
TOTAL	4,162	4,192
TOTAL % CHANGE		1%