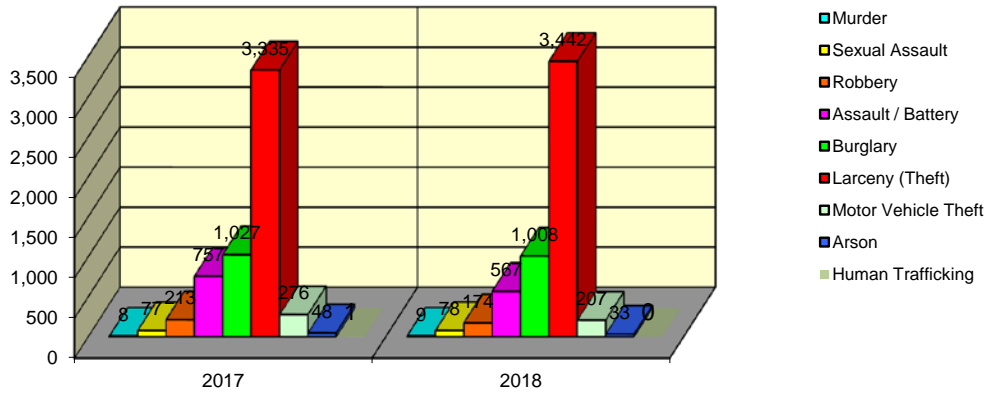


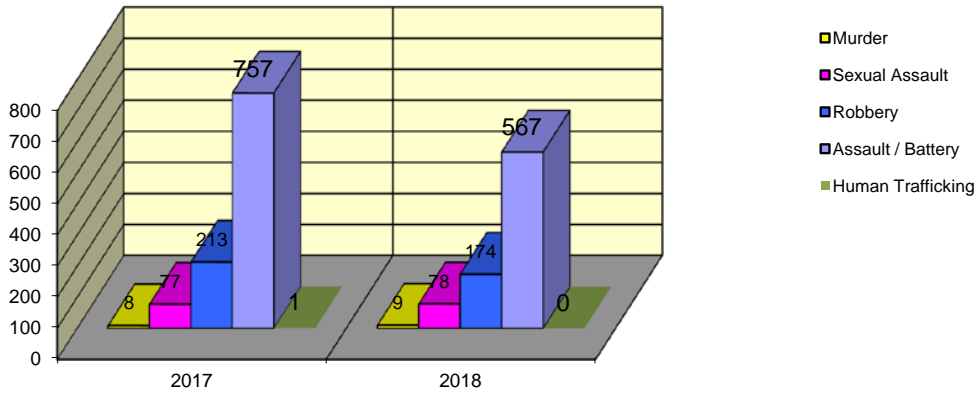
**CITY WIDE
PART I INDEX CRIMES BY OFFENSE HEADING
YEAR-TO-DATE COMPARISON
JANUARY - OCTOBER (FINAL REVISED 2019)**

UCR	OFFENSE HEADING	2017		2018	
	MURDER		8		9
0110	Homicide - First Degree	8		9	
0130	Homicide - Second Degree	0		0	
	SEXUAL ASSAULT		77		78
0260	Sexual Assault - Criminal	64		64	
0261	Sexual Assault - Aggravated	7		10	
0262	Sexual Assault - Forcible Sodomy	0		0	
0280	Pred Criminal Sexual Assault Of A Child	5		4	
0281	Sexual Assault - With an Object	1		0	
	ROBBERY		213		174
0310	Robbery - Armed	19		11	
0320	Robbery - Criminal	1		1	
0330	Robbery - Aggravated	8		3	
0310	Robbery to Person - Armed	77		75	
0320	Robbery to Person - Criminal	99		73	
0330	Robbery to Person - Aggravated	6		8	
0325	Vehicular Hijacking	3		2	
0326	Vehicular Hijacking - Aggravated	0		1	
	AGG ASSAULT / AGG BATTERY		757		567
0410	Attempted Murder	3		0	
0410	Battery - Aggravated	272		200	
0480	Battery - Heinous	0		0	
0485	Battery to Child - Aggravated	1		0	
0488	Aggravated Domestic Battery	152		136	
0490	Ritual Mutilation	0		0	
0495	Battery to Senior Citizen - Aggravated	3		6	
0510	Assault - Aggravated	326		225	
	BURGLARY		1,027		1,008
0610	Burglary - Commercial	117		100	
0610	Burglary - Non Residential	270		225	
0625	Burglary - Residential	612		644	
0650	Home Invasion	28		39	
	THEFT (LARCENY)		3,335		3,442
0710	Theft from Motor Vehicle	27		15	
0720	Theft - Parts/Access of Motor Vehicle	72		65	
0730	Burglary - Parts/Access of Motor Vehicle	3		6	
0760	Burglary from Motor Vehicle	908		684	
0770	Vehicular Invasion (W/Intent To Commit Theft)	5		2	
0810	Theft - Over \$500	345		423	
0820	Theft - \$500 and Under	789		815	
0860	Theft - Retail	1,180		1,420	
0865	Theft - Delivery Container	0		0	
0870	Theft - Pocket Picking	1		2	
0880	Theft - Purse Snatching	0		4	
0890	Theft - From Building	0		1	
0895	Theft - Coin Operated Machine or Device	5		5	
	MOTOR VEHICLE THEFT		276		207
0910	Theft of Motor Vehicle	276		207	
	ARSON		48		33
1010	Arson - Criminal	33		17	
1025	Arson - Aggravated	9		4	
1310	Criminal Damage (By Fire Or Explosives)	6		12	
	HUMAN TRAFFICKING		1		0
1050	Commercial Sex Acts	1		0	
1055	Involuntary Servitude	0		0	
	GRAND TOTAL YEAR TO DATE		5,742		5,518

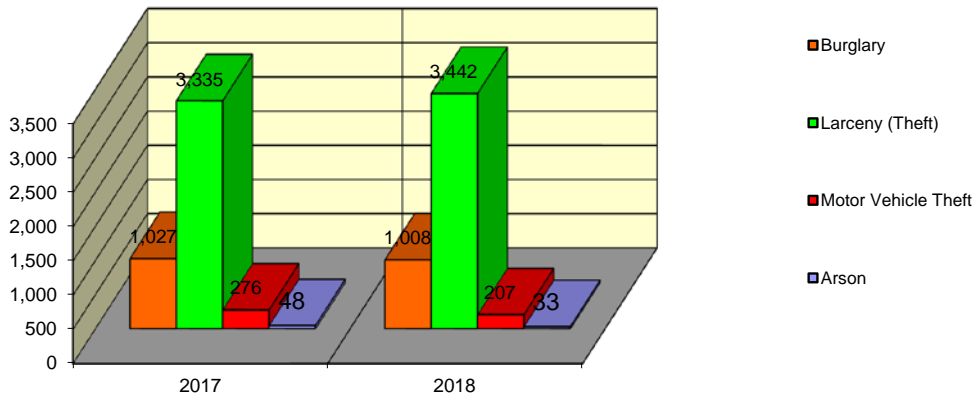
Springfield Police Department Part I Index Crimes - City Wide - Jan-Oct Comparison



Springfield Police Department Crimes Against Persons - City Wide - Jan-Oct Comparison



Springfield Police Department Crimes Against Property - City Wide - Jan-Oct Comparison



**CITY WIDE
PART I INDEX CRIMES BY OFFENSE HEADING
YEAR-TO-DATE COMPARISON
JANUARY - OCTOBER (FINAL REVISED 2019)**

OFFENSE HEADING	2017	2018	CHANGE
Murder	8	9	1
Sexual Assault	77	78	1
Robbery	213	174	-39
Agg Assault / Agg Battery	757	567	-190
Burglary	1027	1008	-19
Theft (Larceny)	3335	3442	107
Motor Vehicle Theft	276	207	-69
Arson	48	33	-15
Human Trafficking	1	0	-1
GRAND TOTAL YTD	5,742	5,518	-4%

A 4% decrease in offenses scored for all Part I Index Crimes City Wide during the months of January - October 2018.

A 22% decrease in offenses scored for all Crimes Against Persons City Wide during the months of January - October 2018.

No change in offenses scored for all Crimes Against Property City Wide during the months of January - October 2018.

CRIMES AGAINST PERSONS

OFFENSE HEADING	2017	2018
Murder	8	9
Sexual Assault	77	78
Robbery	213	174
Agg Assault / Agg Battery	757	567
Human Trafficking	1	0
TOTAL	1,056	828
TOTAL % CHANGE		-22%

CRIMES AGAINST PROPERTY

OFFENSE HEADING	2017	2018
Burglary	1,027	1,008
Theft (Larceny)	3,335	3,442
Motor Vehicle Theft	276	207
Arson	48	33
TOTAL	4,686	4,690
TOTAL % CHANGE		0%