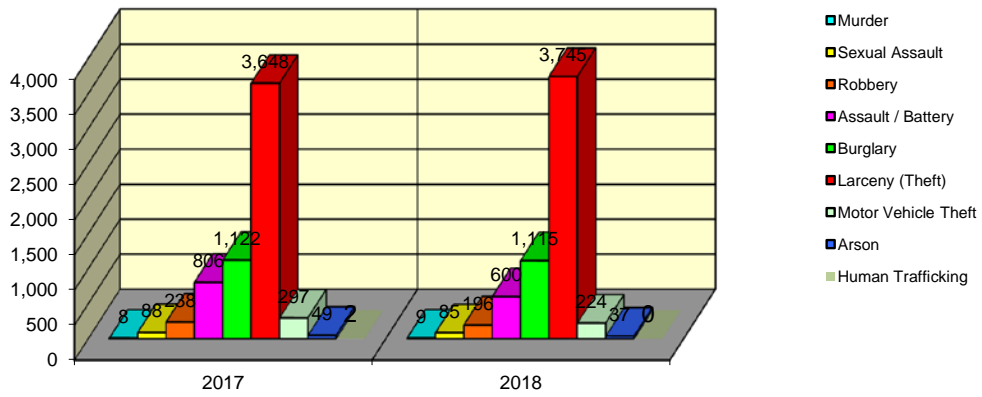


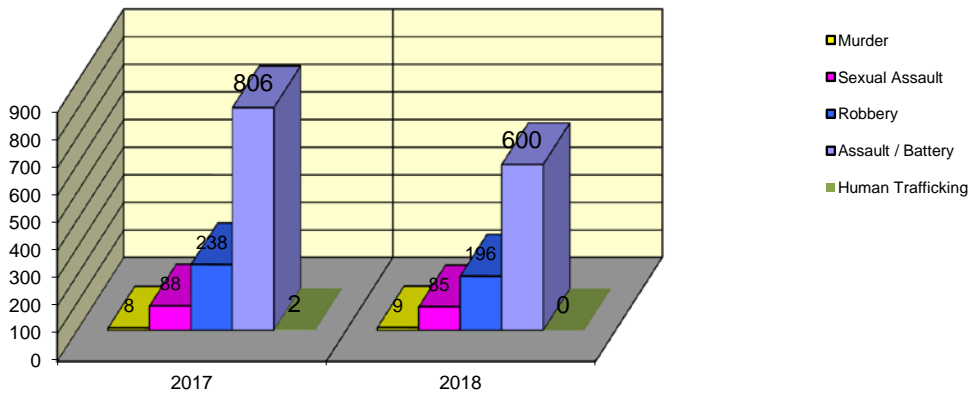
**CITY WIDE
PART I INDEX CRIMES BY OFFENSE HEADING
YEAR-TO-DATE COMPARISON
JANUARY - NOVEMBER (FINAL REVISED 2019)**

UCR	OFFENSE HEADING	2017		2018	
	MURDER		8		9
0110	Homicide - First Degree	8		9	
0130	Homicide - Second Degree	0		0	
	SEXUAL ASSAULT		88		85
0260	Sexual Assault - Criminal	70		70	
0261	Sexual Assault - Aggravated	12		11	
0262	Sexual Assault - Forcible Sodomy	0		0	
0280	Pred Criminal Sexual Assault Of A Child	5		4	
0281	Sexual Assault - With an Object	1		0	
	ROBBERY		238		196
0310	Robbery - Armed	20		12	
0320	Robbery - Criminal	1		1	
0330	Robbery - Aggravated	9		4	
0310	Robbery to Person - Armed	90		81	
0320	Robbery to Person - Criminal	107		86	
0330	Robbery to Person - Aggravated	6		9	
0325	Vehicular Hijacking	4		2	
0326	Vehicular Hijacking - Aggravated	1		1	
	AGG ASSAULT / AGG BATTERY		806		600
0410	Attempted Murder	3		0	
0410	Battery - Aggravated	286		217	
0480	Battery - Heinous	0		0	
0485	Battery to Child - Aggravated	1		0	
0488	Aggravated Domestic Battery	161		144	
0490	Ritual Mutilation	0		0	
0495	Battery to Senior Citizen - Aggravated	3		6	
0510	Assault - Aggravated	352		233	
	BURGLARY		1,122		1,115
0610	Burglary - Commercial	124		111	
0610	Burglary - Non Residential	291		248	
0625	Burglary - Residential	677		711	
0650	Home Invasion	30		45	
	THEFT (LARCENY)		3,648		3,745
0710	Theft from Motor Vehicle	29		15	
0720	Theft - Parts/Access of Motor Vehicle	82		72	
0730	Burglary - Parts/Access of Motor Vehicle	3		6	
0760	Burglary from Motor Vehicle	981		731	
0770	Vehicular Invasion (W/Intent To Commit Theft)	5		2	
0810	Theft - Over \$500	379		452	
0820	Theft - \$500 and Under	853		894	
0860	Theft - Retail	1,310		1,560	
0865	Theft - Delivery Container	0		0	
0870	Theft - Pocket Picking	1		2	
0880	Theft - Purse Snatching	0		4	
0890	Theft - From Building	0		1	
0895	Theft - Coin Operated Machine or Device	5		6	
	MOTOR VEHICLE THEFT		297		224
0910	Theft of Motor Vehicle	297		224	
	ARSON		49		37
1010	Arson - Criminal	34		20	
1025	Arson - Aggravated	9		5	
1310	Criminal Damage (By Fire Or Explosives)	6		12	
	HUMAN TRAFFICKING		2		0
1050	Commercial Sex Acts	2		0	
1055	Involuntary Servitude	0		0	
	GRAND TOTAL YEAR TO DATE		6,258		6,011

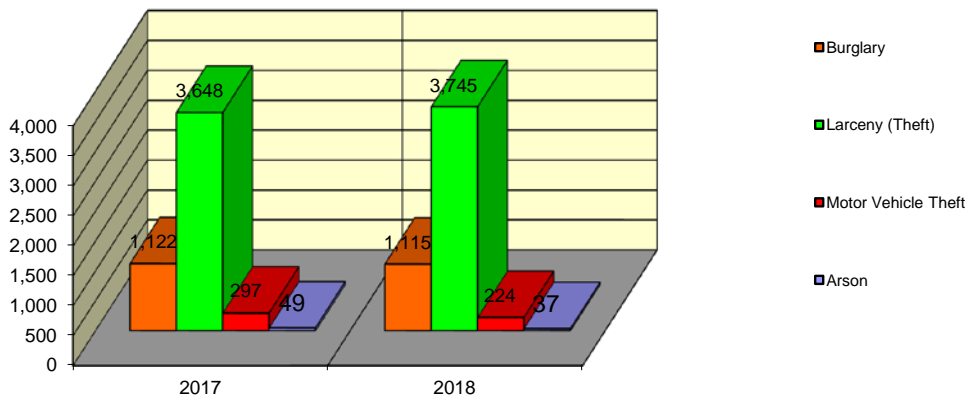
Springfield Police Department Part I Index Crimes - City Wide - Jan-Nov Comparison



Springfield Police Department Crimes Against Persons - City Wide - Jan-Nov Comparison



Springfield Police Department Crimes Against Property - City Wide - Jan-Nov Comparison



**CITY WIDE
PART I INDEX CRIMES BY OFFENSE HEADING
YEAR-TO-DATE COMPARISON
JANUARY - NOVEMBER (FINAL REVISED 2019)**

OFFENSE HEADING	2017	2018	CHANGE
Murder	8	9	1
Sexual Assault	88	85	-3
Robbery	238	196	-42
Agg Assault / Agg Battery	806	600	-206
Burglary	1122	1115	-7
Theft (Larceny)	3648	3745	97
Motor Vehicle Theft	297	224	-73
Arson	49	37	-12
Human Trafficking	2	0	-2
GRAND TOTAL YTD	6,258	6,011	-4%

A 4% decrease in offenses scored for all Part I Index Crimes City Wide during the months of January - November 2018.

A 22% decrease in offenses scored for all Crimes Against Persons City Wide during the months of January - November 2018.

No change in offenses scored for all Crimes Against Property City Wide during the months of January - November 2018.

CRIMES AGAINST PERSONS

OFFENSE HEADING	2017	2018
Murder	8	9
Sexual Assault	88	85
Robbery	238	196
Agg Assault / Agg Battery	806	600
Human Trafficking	2	0
TOTAL	1,142	890
TOTAL % CHANGE		-22%

CRIMES AGAINST PROPERTY

OFFENSE HEADING	2017	2018
Burglary	1,122	1,115
Theft (Larceny)	3,648	3,745
Motor Vehicle Theft	297	224
Arson	49	37
TOTAL	5,116	5,121
TOTAL % CHANGE		0%