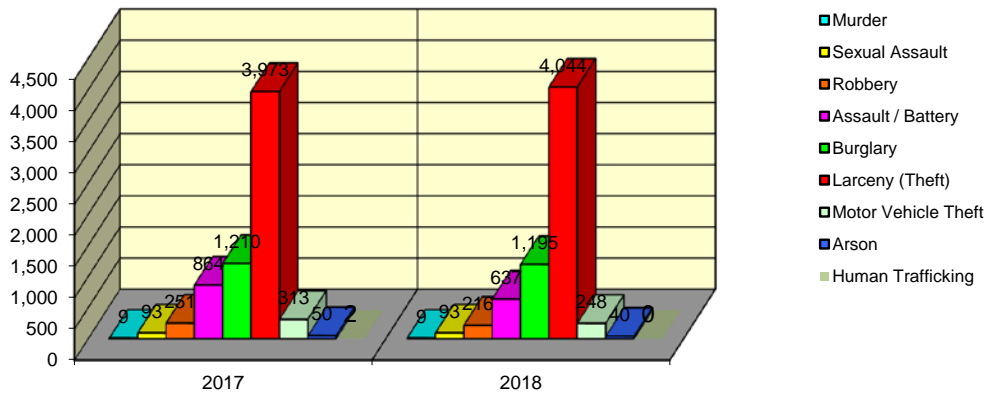


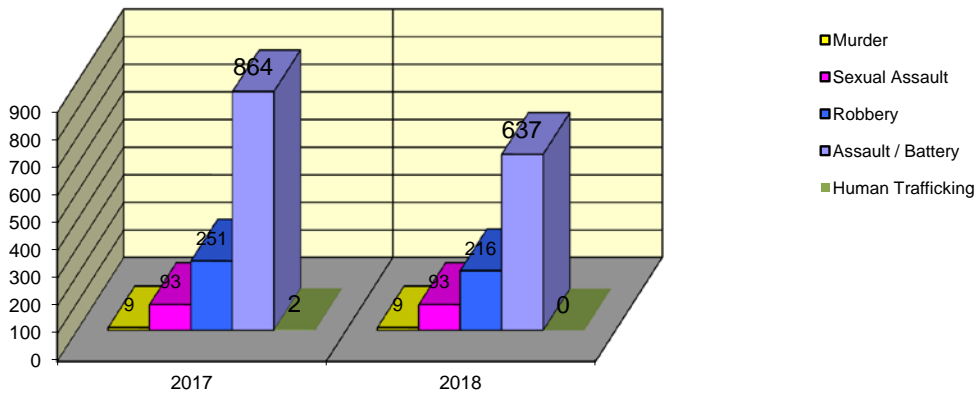
**CITY WIDE  
PART I INDEX CRIMES BY OFFENSE HEADING  
YEAR-TO-DATE COMPARISON  
JANUARY - DECEMBER (FINAL REVISED 2019)**

| UCR  | OFFENSE HEADING                               | 2017  |              | 2018  |              |
|------|---|-------|--------------|-------|--------------|
|      | <b>MURDER</b>                                 |       | <b>9</b>     |       | <b>9</b>     |
| 0110 | Homicide - First Degree                       | 9     |              | 9     |              |
| 0130 | Homicide - Second Degree                      | 0     |              | 0     |              |
|      | <b>SEXUAL ASSAULT</b>                         |       | <b>93</b>    |       | <b>93</b>    |
| 0260 | Sexual Assault - Criminal                     | 74    |              | 75    |              |
| 0261 | Sexual Assault - Aggravated                   | 13    |              | 11    |              |
| 0262 | Sexual Assault - Forcible Sodomy              | 0     |              | 0     |              |
| 0280 | Pred Criminal Sexual Assault Of A Child       | 5     |              | 7     |              |
| 0281 | Sexual Assault - With an Object               | 1     |              | 0     |              |
|      | <b>ROBBERY</b>                                |       | <b>251</b>   |       | <b>216</b>   |
| 0310 | Robbery - Armed                               | 21    |              | 13    |              |
| 0320 | Robbery - Criminal                            | 1     |              | 1     |              |
| 0330 | Robbery - Aggravated                          | 9     |              | 5     |              |
| 0310 | Robbery to Person - Armed                     | 96    |              | 92    |              |
| 0320 | Robbery to Person - Criminal                  | 112   |              | 91    |              |
| 0330 | Robbery to Person - Aggravated                | 7     |              | 10    |              |
| 0325 | Vehicular Hijacking                           | 4     |              | 2     |              |
| 0326 | Vehicular Hijacking - Aggravated              | 1     |              | 2     |              |
|      | <b>AGG ASSAULT / AGG BATTERY</b>              |       | <b>864</b>   |       | <b>637</b>   |
| 0410 | Attempted Murder                              | 3     |              | 0     |              |
| 0410 | Battery - Aggravated                          | 301   |              | 226   |              |
| 0480 | Battery - Heinous                             | 0     |              | 0     |              |
| 0485 | Battery to Child - Aggravated                 | 2     |              | 0     |              |
| 0488 | Aggravated Domestic Battery                   | 172   |              | 149   |              |
| 0490 | Ritual Mutilation                             | 0     |              | 0     |              |
| 0495 | Battery to Senior Citizen - Aggravated        | 3     |              | 6     |              |
| 0510 | Assault - Aggravated                          | 383   |              | 256   |              |
|      | <b>BURGLARY</b>                               |       | <b>1,210</b> |       | <b>1,195</b> |
| 0610 | Burglary - Commercial                         | 128   |              | 118   |              |
| 0610 | Burglary - Non Residential                    | 306   |              | 274   |              |
| 0625 | Burglary - Residential                        | 743   |              | 757   |              |
| 0650 | Home Invasion                                 | 33    |              | 46    |              |
|      | <b>THEFT (LARCENY)</b>                        |       | <b>3,973</b> |       | <b>4,044</b> |
| 0710 | Theft from Motor Vehicle                      | 29    |              | 15    |              |
| 0720 | Theft - Parts/Access of Motor Vehicle         | 86    |              | 82    |              |
| 0730 | Burglary - Parts/Access of Motor Vehicle      | 3     |              | 6     |              |
| 0760 | Burglary from Motor Vehicle                   | 1,047 |              | 780   |              |
| 0770 | Vehicular Invasion (W/Intent To Commit Theft) | 5     |              | 3     |              |
| 0810 | Theft - Over \$500                            | 413   |              | 484   |              |
| 0820 | Theft - \$500 and Under                       | 926   |              | 975   |              |
| 0860 | Theft - Retail                                | 1,458 |              | 1,684 |              |
| 0865 | Theft - Delivery Container                    | 0     |              | 0     |              |
| 0870 | Theft - Pocket Picking                        | 1     |              | 3     |              |
| 0880 | Theft - Purse Snatching                       | 0     |              | 4     |              |
| 0890 | Theft - From Building                         | 0     |              | 1     |              |
| 0895 | Theft - Coin Operated Machine or Device       | 5     |              | 7     |              |
|      | <b>MOTOR VEHICLE THEFT</b>                    |       | <b>313</b>   |       | <b>248</b>   |
| 0910 | Theft of Motor Vehicle                        | 313   |              | 248   |              |
|      | <b>ARSON</b>                                  |       | <b>50</b>    |       | <b>40</b>    |
| 1010 | Arson - Criminal                              | 35    |              | 20    |              |
| 1025 | Arson - Aggravated                            | 9     |              | 6     |              |
| 1310 | Criminal Damage (By Fire Or Explosives)       | 6     |              | 14    |              |
|      | <b>HUMAN TRAFFICKING</b>                      |       | <b>2</b>     |       | <b>0</b>     |
| 1050 | Commercial Sex Acts                           | 2     |              | 0     |              |
| 1055 | Involuntary Servitude                         | 0     |              | 0     |              |
|      | <b>GRAND TOTAL YEAR TO DATE</b>               |       | <b>6,765</b> |       | <b>6,482</b> |

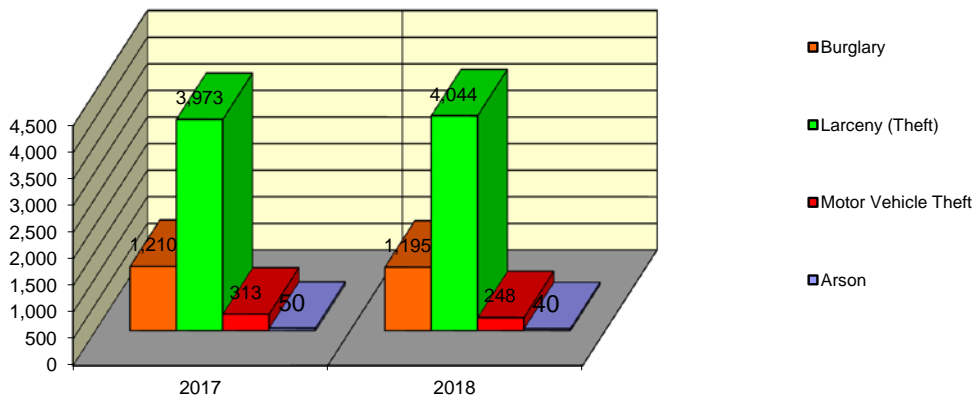
### Springfield Police Department Part I Index Crimes - City Wide - Jan-Dec Comparison



### Springfield Police Department Crimes Against Persons - City Wide - Jan-Dec Comparison



### Springfield Police Department Crimes Against Property - City Wide - Jan-Dec Comparison



**CITY WIDE  
PART I INDEX CRIMES BY OFFENSE HEADING  
YEAR-TO-DATE COMPARISON  
JANUARY - DECEMBER (FINAL REVISED 2019)**

| <b>OFFENSE HEADING</b>    | <b>2017</b>  | <b>2018</b>  | <b>CHANGE</b> |
|---------------------------|--------------|--------------|---------------|
| Murder                    | 9            | 9            | 0             |
| Sexual Assault            | 93           | 93           | 0             |
| Robbery                   | 251          | 216          | -35           |
| Agg Assault / Agg Battery | 864          | 637          | -227          |
| Burglary                  | 1210         | 1195         | -15           |
| Theft (Larceny)           | 3973         | 4044         | 71            |
| Motor Vehicle Theft       | 313          | 248          | -65           |
| Arson                     | 50           | 40           | -10           |
| Human Trafficking         | 2            | 0            | -2            |
| <b>GRAND TOTAL YTD</b>    | <b>6,765</b> | <b>6,482</b> | <b>-4%</b>    |

A 4% decrease in offenses scored for all Part I Index Crimes City Wide during the months of January - December 2018.

A 22% decrease in offenses scored for all Crimes Against Persons City Wide during the months of January - December 2018.

No change in offenses scored for all Crimes Against Property City Wide during the months of January - December 2018.

**CRIMES AGAINST PERSONS**

| <b>OFFENSE HEADING</b>    | <b>2017</b>  | <b>2018</b> |
|---------------------------|--------------|-------------|
| Murder                    | 9            | 9           |
| Sexual Assault            | 93           | 93          |
| Robbery                   | 251          | 216         |
| Agg Assault / Agg Battery | 864          | 637         |
| Human Trafficking         | 2            | 0           |
|                           |              |             |
| <b>TOTAL</b>              | <b>1,219</b> | <b>955</b>  |
| <b>TOTAL % CHANGE</b>     |              | <b>-22%</b> |

**CRIMES AGAINST PROPERTY**

| <b>OFFENSE HEADING</b> | <b>2017</b>  | <b>2018</b>  |
|------------------------|--------------|--------------|
| Burglary               | 1,210        | 1,195        |
| Theft (Larceny)        | 3,973        | 4,044        |
| Motor Vehicle Theft    | 313          | 248          |
| Arson                  | 50           | 40           |
|                        |              |              |
| <b>TOTAL</b>           | <b>5,546</b> | <b>5,527</b> |
| <b>TOTAL % CHANGE</b>  |              | <b>0%</b>    |