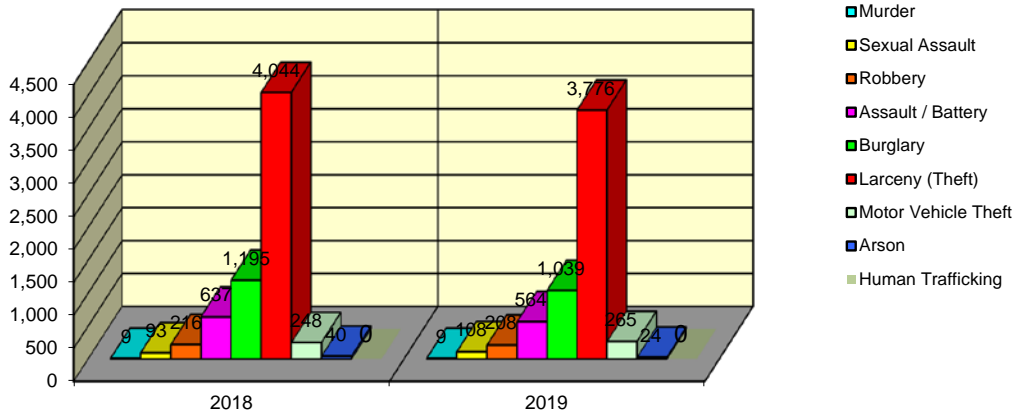


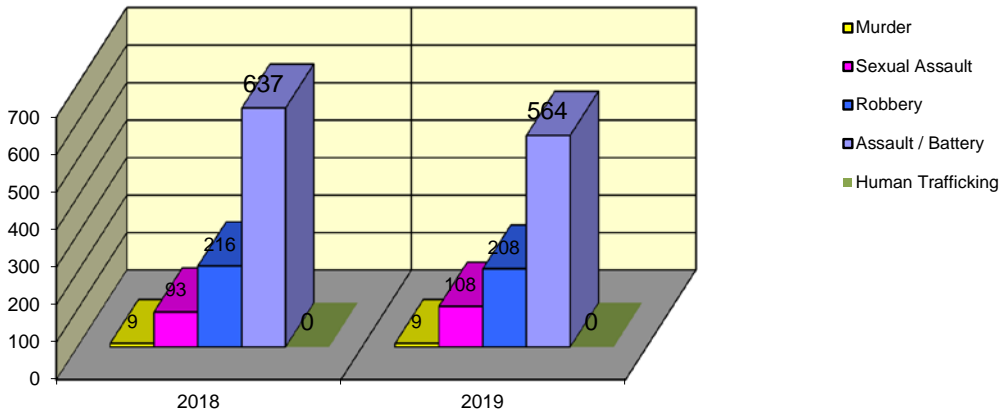
**CITY WIDE  
PART I INDEX CRIMES BY OFFENSE HEADING  
YEAR-TO-DATE COMPARISON  
JANUARY - DECEMBER**

UCR	OFFENSE HEADING	2018		2019	
	<b>MURDER</b>		<b>9</b>		<b>9</b>
0110	Homicide - First Degree	9		9	
0130	Homicide - Second Degree	0		0	
	<b>SEXUAL ASSAULT</b>		<b>93</b>		<b>108</b>
0260	Sexual Assault - Criminal	75		74	
0261	Sexual Assault - Aggravated	11		20	
0262	Sexual Assault - Forcible Sodomy	0		0	
0280	Pred Criminal Sexual Assault Of A Child	7		13	
0281	Sexual Assault - With an Object	0		1	
	<b>ROBBERY</b>		<b>216</b>		<b>208</b>
0310	Robbery - Armed	13		32	
0320	Robbery - Criminal	1		12	
0330	Robbery - Aggravated	5		9	
0310	Robbery to Person - Armed	92		88	
0320	Robbery to Person - Criminal	91		60	
0330	Robbery to Person - Aggravated	10		6	
0325	Vehicular Hijacking	2		1	
0326	Vehicular Hijacking - Aggravated	2		0	
	<b>AGG ASSAULT / AGG BATTERY</b>		<b>637</b>		<b>564</b>
0410	Attempted Murder	0		0	
0410	Battery - Aggravated	226		198	
0480	Battery - Heinous	0		0	
0485	Battery to Child - Aggravated	0		2	
0488	Aggravated Domestic Battery	149		126	
0490	Ritual Mutilation	0		0	
0495	Battery to Senior Citizen - Aggravated	6		3	
0510	Assault - Aggravated	256		235	
	<b>BURGLARY</b>		<b>1,195</b>		<b>1,039</b>
0610	Burglary - Commercial	118		114	
0610	Burglary - Non Residential	274		268	
0625	Burglary - Residential	757		616	
0650	Home Invasion	46		41	
	<b>THEFT (LARCENY)</b>		<b>4,044</b>		<b>3,776</b>
0710	Theft from Motor Vehicle	15		18	
0720	Theft - Parts/Access of Motor Vehicle	82		88	
0730	Burglary - Parts/Access of Motor Vehicle	6		7	
0760	Burglary from Motor Vehicle	780		784	
0770	Vehicular Invasion (W/Intent To Commit Theft)	3		3	
0810	Theft - Over \$500	484		436	
0820	Theft - \$500 and Under	975		901	
0860	Theft - Retail	1,684		1,530	
0865	Theft - Delivery Container	0		0	
0870	Theft - Pocket Picking	3		3	
0880	Theft - Purse Snatching	4		2	
0890	Theft - From Building	1		0	
0895	Theft - Coin Operated Machine or Device	7		4	
	<b>MOTOR VEHICLE THEFT</b>		<b>248</b>		<b>265</b>
0910	Theft of Motor Vehicle	248		265	
	<b>ARSON</b>		<b>40</b>		<b>24</b>
1010	Arson - Criminal	20		11	
1025	Arson - Aggravated	6		5	
1310	Criminal Damage (By Fire Or Explosives)	14		8	
	<b>HUMAN TRAFFICKING</b>		<b>0</b>		<b>0</b>
1050	Commercial Sex Acts	0		0	
1055	Involuntary Servitude	0		0	
	<b>GRAND TOTAL YEAR TO DATE</b>		<b>6,482</b>		<b>5,993</b>

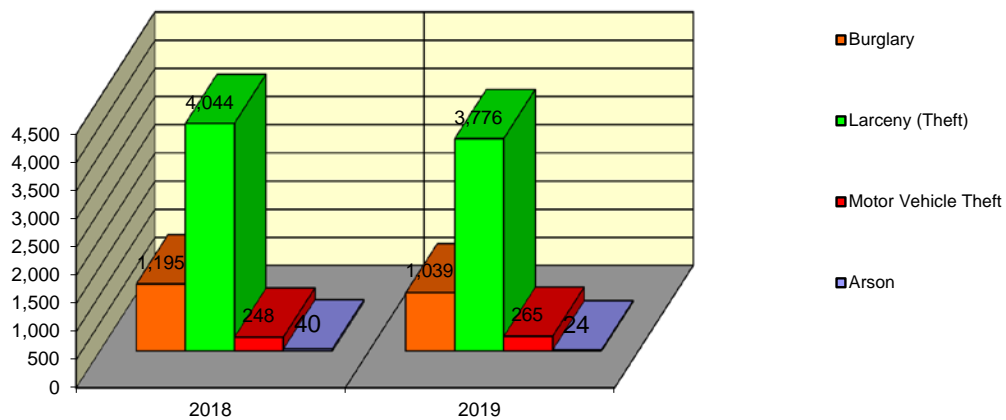
### Springfield Police Department Part I Index Crimes - City Wide - Jan-Dec Comparison



### Springfield Police Department Crimes Against Persons - City Wide - Jan-Dec Comparison



### Springfield Police Department Crimes Against Property - City Wide - Jan-Dec Comparison



**CITY WIDE  
PART I INDEX CRIMES BY OFFENSE HEADING  
YEAR-TO-DATE COMPARISON  
JANUARY - DECEMBER**

OFFENSE HEADING	2018	2019	CHANGE
Murder	9	9	0
Sexual Assault	93	108	15
Robbery	216	208	-8
Agg Assault / Agg Battery	637	564	-73
Burglary	1195	1039	-156
Theft (Larceny)	4044	3776	-268
Motor Vehicle Theft	248	265	17
Arson	40	24	-16
Human Trafficking	0	0	0
<b>GRAND TOTAL YTD</b>	<b>6,482</b>	<b>5,993</b>	<b>-8%</b>

An 8% decrease in offenses scored for all Part I Index Crimes City Wide during the months of January - December 2019.

A 7% decrease in offenses scored for all Crimes Against Persons City Wide during the months of January - December 2019.

An 8% decrease in offenses scored for all Crimes Against Property City Wide during the months of January - December 2019.

**CRIMES AGAINST PERSONS**

OFFENSE HEADING	2018	2019
Murder	9	9
Sexual Assault	93	108
Robbery	216	208
Agg Assault / Agg Battery	637	564
Human Trafficking	0	0
<b>TOTAL</b>	<b>955</b>	<b>889</b>
<b>TOTAL % CHANGE</b>		<b>-7%</b>

**CRIMES AGAINST PROPERTY**

OFFENSE HEADING	2018	2019
Burglary	1,195	1,039
Theft (Larceny)	4,044	3,776
Motor Vehicle Theft	248	265
Arson	40	24
<b>TOTAL</b>	<b>5,527</b>	<b>5,104</b>
<b>TOTAL % CHANGE</b>		<b>-8%</b>