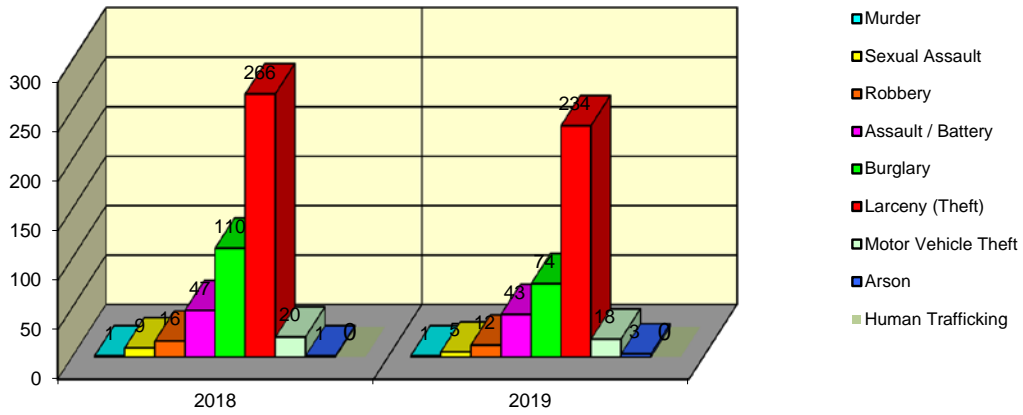


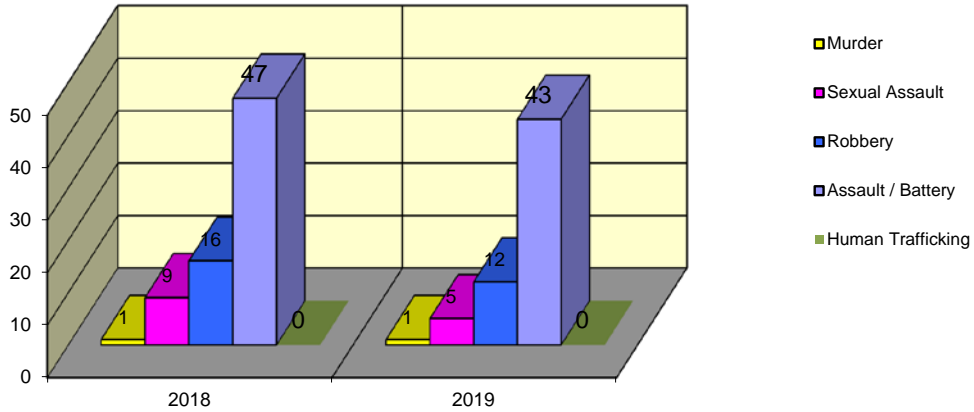
**CITY WIDE
PART I INDEX CRIMES BY OFFENSE HEADING
MONTHLY COMPARISON
JANUARY**

UCR	OFFENSE HEADING	2018		2019	
	MURDER		1		1
0110	Homicide - First Degree	1		1	
0130	Homicide - Second Degree	0		0	
	SEXUAL ASSAULT		9		5
0260	Sexual Assault - Criminal	7		4	
0261	Sexual Assault - Aggravated	2		1	
0262	Sexual Assault - Forcible Sodomy	0		0	
0280	Pred Criminal Sexual Assault Of A Child	0		0	
0281	Sexual Assault - With an Object	0		0	
	ROBBERY		16		12
0310	Robbery - Armed	0		2	
0320	Robbery - Criminal	0		0	
0330	Robbery - Aggravated	0		1	
0310	Robbery to Person - Armed	4		5	
0320	Robbery to Person - Criminal	12		4	
0330	Robbery to Person - Aggravated	0		0	
0325	Vehicular Hijacking	0		0	
0326	Vehicular Hijacking - Aggravated	0		0	
	AGG ASSAULT / AGG BATTERY		47		43
0410	Attempted Murder	0		0	
0410	Battery - Aggravated	11		7	
0480	Battery - Heinous	0		0	
0485	Battery to Child - Aggravated	0		0	
0488	Aggravated Domestic Battery	15		10	
0490	Ritual Mutilation	0		0	
0495	Battery to Senior Citizen - Aggravated	0		0	
0510	Assault - Aggravated	21		26	
	BURGLARY		110		74
0610	Burglary - Commercial	25		8	
0610	Burglary - Non Residential	15		27	
0625	Burglary - Residential	68		38	
0650	Home Invasion	2		1	
	THEFT (LARCENY)		266		234
0710	Theft from Motor Vehicle	2		2	
0720	Theft - Parts/Access of Motor Vehicle	1		9	
0730	Burglary - Parts/Access of Motor Vehicle	0		1	
0760	Burglary from Motor Vehicle	54		30	
0770	Vehicular Invasion (W/Intent To Commit Theft)	0		0	
0810	Theft - Over \$500	27		25	
0820	Theft - \$500 and Under	46		63	
0860	Theft - Retail	134		104	
0865	Theft - Delivery Container	0		0	
0870	Theft - Pocket Picking	0		0	
0880	Theft - Purse Snatching	2		0	
0890	Theft - From Building	0		0	
0895	Theft - Coin Operated Machine or Device	0		0	
	MOTOR VEHICLE THEFT		20		18
0910	Theft of Motor Vehicle	20		18	
	ARSON		1		3
1010	Arson - Criminal	1		2	
1025	Arson - Aggravated	0		0	
1310	Criminal Damage (By Fire Or Explosives)	0		1	
	HUMAN TRAFFICKING		0		0
1050	Commercial Sex Acts	0		0	
1055	Involuntary Servitude	0		0	
	GRAND TOTAL MONTH		470		390

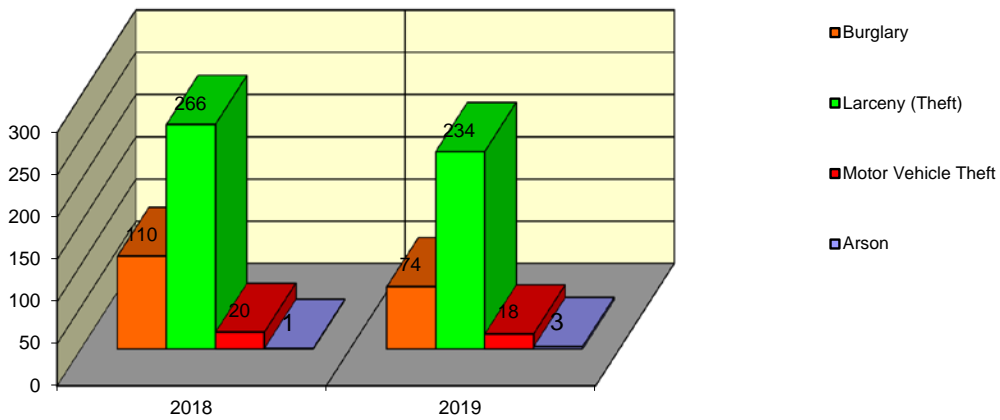
Springfield Police Department Part I Index Crimes - City Wide - Jan Comparison



Springfield Police Department Crimes Against Persons - City Wide - Jan Comparison



Springfield Police Department Crimes Against Property - City Wide - Jan Comparison



**CITY WIDE
PART I INDEX CRIMES BY OFFENSE HEADING
MONTHLY COMPARISON
JANUARY**

OFFENSE HEADING	2018	2019	CHANGE
Murder	1	1	0
Sexual Assault	9	5	-4
Robbery	16	12	-4
Agg Assault / Agg Battery	47	43	-4
Burglary	110	74	-36
Theft (Larceny)	266	234	-32
Motor Vehicle Theft	20	18	-2
Arson	1	3	2
Human Trafficking	0	0	0
GRAND TOTAL MONTH	470	390	-17%

A 17% decrease in offenses scored for all Part I Index Crimes City Wide during the month of January 2019.

A 16% decrease in offenses scored for all Crimes Against Persons City Wide during the month of January 2019.

A 17% decrease in offenses scored for all Crimes Against Property City Wide during the month of January 2019.

CRIMES AGAINST PERSONS

OFFENSE HEADING	2018	2019
Murder	1	1
Sexual Assault	9	5
Robbery	16	12
Agg Assault / Agg Battery	47	43
Human Trafficking	0	0
TOTAL	73	61
TOTAL % CHANGE		-16%

CRIMES AGAINST PROPERTY

OFFENSE HEADING	2018	2019
Burglary	110	74
Theft (Larceny)	266	234
Motor Vehicle Theft	20	18
Arson	1	3
TOTAL	397	329
TOTAL % CHANGE		-17%