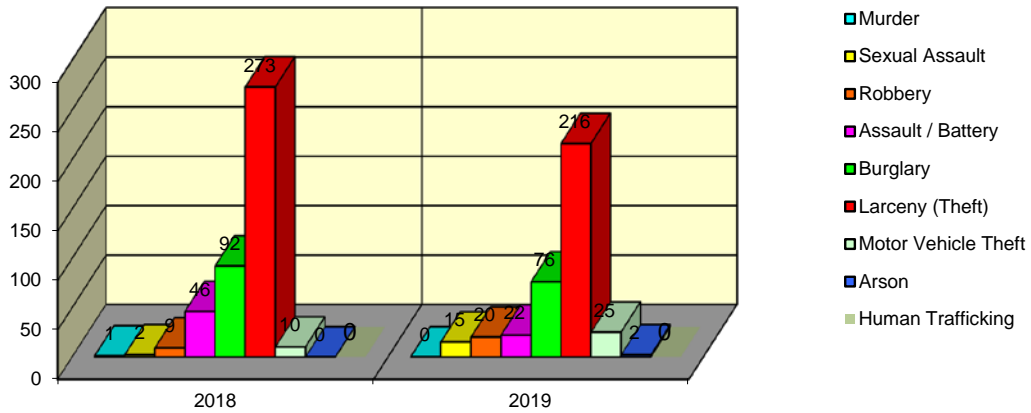


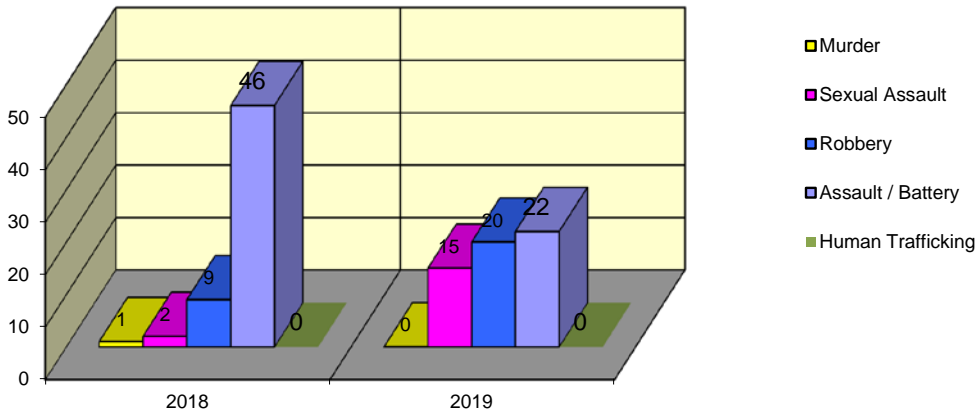
**CITY WIDE  
PART I INDEX CRIMES BY OFFENSE HEADING  
MONTHLY COMPARISON  
FEBRUARY**

UCR	OFFENSE HEADING	2018		2019	
	<b>MURDER</b>		<b>1</b>		<b>0</b>
0110	Homicide - First Degree	1		0	
0130	Homicide - Second Degree	0		0	
	<b>SEXUAL ASSAULT</b>		<b>2</b>		<b>15</b>
0260	Sexual Assault - Criminal	2		9	
0261	Sexual Assault - Aggravated	0		2	
0262	Sexual Assault - Forcible Sodomy	0		0	
0280	Pred Criminal Sexual Assault Of A Child	0		3	
0281	Sexual Assault - With an Object	0		1	
	<b>ROBBERY</b>		<b>9</b>		<b>20</b>
0310	Robbery - Armed	0		5	
0320	Robbery - Criminal	0		0	
0330	Robbery - Aggravated	0		0	
0310	Robbery to Person - Armed	5		9	
0320	Robbery to Person - Criminal	4		6	
0330	Robbery to Person - Aggravated	0		0	
0325	Vehicular Hijacking	0		0	
0326	Vehicular Hijacking - Aggravated	0		0	
	<b>AGG ASSAULT / AGG BATTERY</b>		<b>46</b>		<b>22</b>
0410	Attempted Murder	0		0	
0410	Battery - Aggravated	17		4	
0480	Battery - Heinous	0		0	
0485	Battery to Child - Aggravated	0		0	
0488	Aggravated Domestic Battery	15		5	
0490	Ritual Mutilation	0		0	
0495	Battery to Senior Citizen - Aggravated	4		0	
0510	Assault - Aggravated	10		13	
	<b>BURGLARY</b>		<b>92</b>		<b>76</b>
0610	Burglary - Commercial	7		4	
0610	Burglary - Non Residential	16		20	
0625	Burglary - Residential	66		48	
0650	Home Invasion	3		4	
	<b>THEFT (LARCENY)</b>		<b>273</b>		<b>216</b>
0710	Theft from Motor Vehicle	0		0	
0720	Theft - Parts/Access of Motor Vehicle	2		9	
0730	Burglary - Parts/Access of Motor Vehicle	0		1	
0760	Burglary from Motor Vehicle	44		33	
0770	Vehicular Invasion (W/Intent To Commit Theft)	0		0	
0810	Theft - Over \$500	32		24	
0820	Theft - \$500 and Under	57		52	
0860	Theft - Retail	137		96	
0865	Theft - Delivery Container	0		0	
0870	Theft - Pocket Picking	0		0	
0880	Theft - Purse Snatching	1		1	
0890	Theft - From Building	0		0	
0895	Theft - Coin Operated Machine or Device	0		0	
	<b>MOTOR VEHICLE THEFT</b>		<b>10</b>		<b>25</b>
0910	Theft of Motor Vehicle	10		25	
	<b>ARSON</b>		<b>0</b>		<b>2</b>
1010	Arson - Criminal	0		1	
1025	Arson - Aggravated	0		1	
1310	Criminal Damage (By Fire Or Explosives)	0		0	
	<b>HUMAN TRAFFICKING</b>		<b>0</b>		<b>0</b>
1050	Commercial Sex Acts	0		0	
1055	Involuntary Servitude	0		0	
	<b>GRAND TOTAL MONTH</b>		<b>433</b>		<b>376</b>

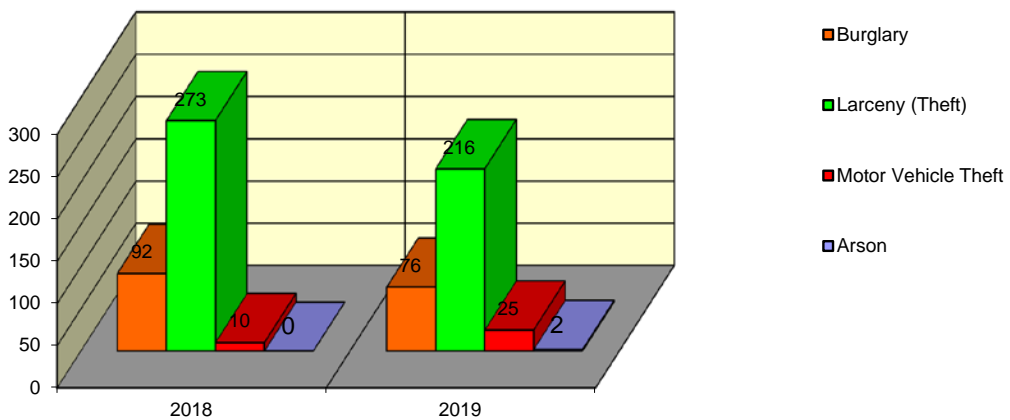
**Springfield Police Department  
Part I Index Crimes - City Wide - Feb Comparison**



**Springfield Police Department  
Crimes Against Persons - City Wide - Feb Comparison**



**Springfield Police Department  
Crimes Against Property - City Wide - Feb Comparison**



**CITY WIDE  
PART I INDEX CRIMES BY OFFENSE HEADING  
MONTHLY COMPARISON  
FEBRUARY**

OFFENSE HEADING	2018	2019	CHANGE
Murder	1	0	-1
Sexual Assault	2	15	13
Robbery	9	20	11
Agg Assault / Agg Battery	46	22	-24
Burglary	92	76	-16
Theft (Larceny)	273	216	-57
Motor Vehicle Theft	10	25	15
Arson	0	2	2
Human Trafficking	0	0	0
<b>GRAND TOTAL MONTH</b>	<b>433</b>	<b>376</b>	<b>-13%</b>

A 13% decrease in offenses scored for all Part I Index Crimes City Wide during the month of February 2019.

A 2% decrease in offenses scored for all Crimes Against Persons City Wide during the month of February 2019.

A 15% decrease in offenses scored for all Crimes Against Property City Wide during the month of February 2019.

**CRIMES AGAINST PERSONS**

OFFENSE HEADING	2018	2019
Murder	1	0
Sexual Assault	2	15
Robbery	9	20
Agg Assault / Agg Battery	46	22
Human Trafficking	0	0
<b>TOTAL</b>	<b>58</b>	<b>57</b>
<b>TOTAL % CHANGE</b>		<b>-2%</b>

**CRIMES AGAINST PROPERTY**

OFFENSE HEADING	2018	2019
Burglary	92	76
Theft (Larceny)	273	216
Motor Vehicle Theft	10	25
Arson	0	2
<b>TOTAL</b>	<b>375</b>	<b>319</b>
<b>TOTAL % CHANGE</b>		<b>-15%</b>