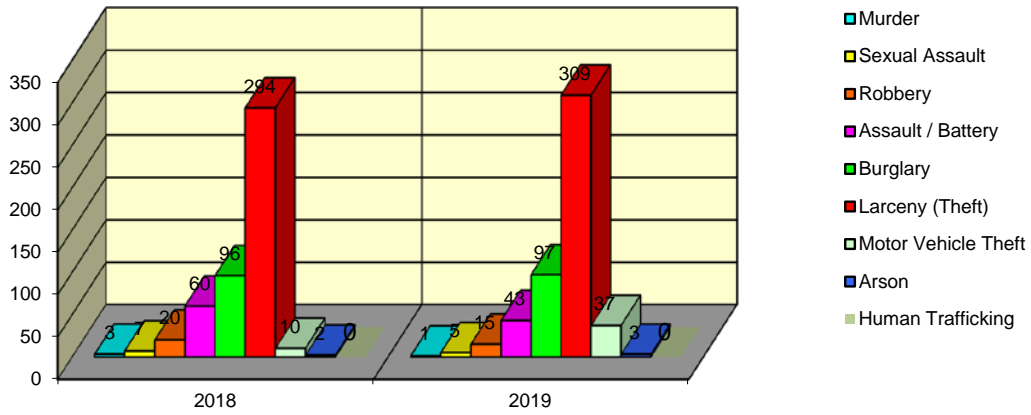


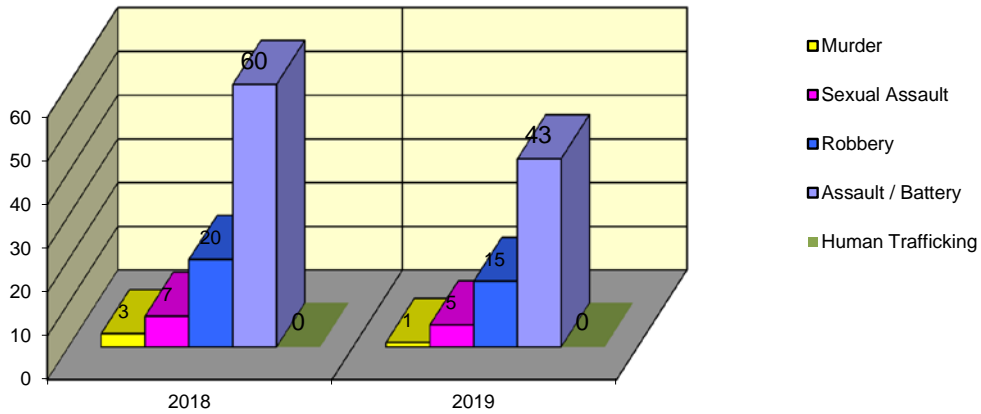
**CITY WIDE
PART I INDEX CRIMES BY OFFENSE HEADING
MONTHLY COMPARISON
MARCH**

UCR	OFFENSE HEADING	2018		2019	
	MURDER		3		1
0110	Homicide - First Degree	3		1	
0130	Homicide - Second Degree	0		0	
	SEXUAL ASSAULT		7		5
0260	Sexual Assault - Criminal	5		4	
0261	Sexual Assault - Aggravated	2		1	
0262	Sexual Assault - Forcible Sodomy	0		0	
0280	Pred Criminal Sexual Assault Of A Child	0		0	
0281	Sexual Assault - With an Object	0		0	
	ROBBERY		20		15
0310	Robbery - Armed	1		1	
0320	Robbery - Criminal	1		2	
0330	Robbery - Aggravated	0		0	
0310	Robbery to Person - Armed	5		10	
0320	Robbery to Person - Criminal	11		1	
0330	Robbery to Person - Aggravated	2		1	
0325	Vehicular Hijacking	0		0	
0326	Vehicular Hijacking - Aggravated	0		0	
	AGG ASSAULT / AGG BATTERY		60		43
0410	Attempted Murder	0		0	
0410	Battery - Aggravated	21		22	
0480	Battery - Heinous	0		0	
0485	Battery to Child - Aggravated	0		0	
0488	Aggravated Domestic Battery	18		8	
0490	Ritual Mutilation	0		0	
0495	Battery to Senior Citizen - Aggravated	0		0	
0510	Assault - Aggravated	21		13	
	BURGLARY		96		97
0610	Burglary - Commercial	2		18	
0610	Burglary - Non Residential	17		6	
0625	Burglary - Residential	74		71	
0650	Home Invasion	3		2	
	THEFT (LARCENY)		294		309
0710	Theft from Motor Vehicle	0		0	
0720	Theft - Parts/Access of Motor Vehicle	6		8	
0730	Burglary - Parts/Access of Motor Vehicle	1		1	
0760	Burglary from Motor Vehicle	47		78	
0770	Vehicular Invasion (W/Intent To Commit Theft)	0		0	
0810	Theft - Over \$500	35		36	
0820	Theft - \$500 and Under	70		60	
0860	Theft - Retail	135		126	
0865	Theft - Delivery Container	0		0	
0870	Theft - Pocket Picking	0		0	
0880	Theft - Purse Snatching	0		0	
0890	Theft - From Building	0		0	
0895	Theft - Coin Operated Machine or Device	0		0	
	MOTOR VEHICLE THEFT		10		37
0910	Theft of Motor Vehicle	10		37	
	ARSON		2		3
1010	Arson - Criminal	1		2	
1025	Arson - Aggravated	0		1	
1310	Criminal Damage (By Fire Or Explosives)	1		0	
	HUMAN TRAFFICKING		0		0
1050	Commercial Sex Acts	0		0	
1055	Involuntary Servitude	0		0	
	GRAND TOTAL MONTH		492		510

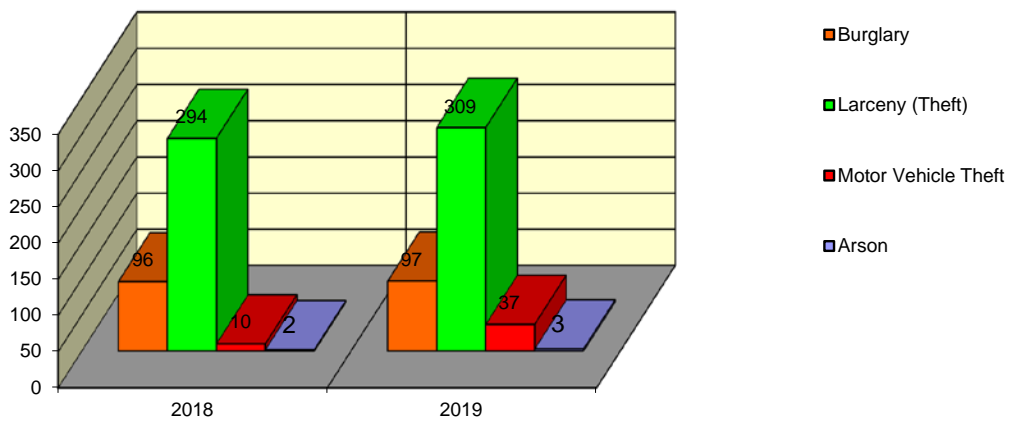
Springfield Police Department Part I Index Crimes - City Wide - March Comparison



Springfield Police Department Crimes Against Persons - City Wide - March Comparison



Springfield Police Department Crimes Against Property - City Wide - March Comparison



**CITY WIDE
PART I INDEX CRIMES BY OFFENSE HEADING
MONTHLY COMPARISON
MARCH**

OFFENSE HEADING	2018	2019	CHANGE
Murder	3	1	-2
Sexual Assault	7	5	-2
Robbery	20	15	-5
Agg Assault / Agg Battery	60	43	-17
Burglary	96	97	1
Theft (Larceny)	294	309	15
Motor Vehicle Theft	10	37	27
Arson	2	3	1
Human Trafficking	0	0	0
GRAND TOTAL MONTH	492	510	4%

A 4% increase in offenses scored for all Part I Index Crimes City Wide during the month of March 2019.

A 29% decrease in offenses scored for all Crimes Against Persons City Wide during the month of March 2019.

A 11% increase in offenses scored for all Crimes Against Property City Wide during the month of March 2019.

CRIMES AGAINST PERSONS

OFFENSE HEADING	2018	2019
Murder	3	1
Sexual Assault	7	5
Robbery	20	15
Agg Assault / Agg Battery	60	43
Human Trafficking	0	0
TOTAL	90	64
TOTAL % CHANGE		-29%

CRIMES AGAINST PROPERTY

OFFENSE HEADING	2018	2019
Burglary	96	97
Theft (Larceny)	294	309
Motor Vehicle Theft	10	37
Arson	2	3
TOTAL	402	446
TOTAL % CHANGE		11%