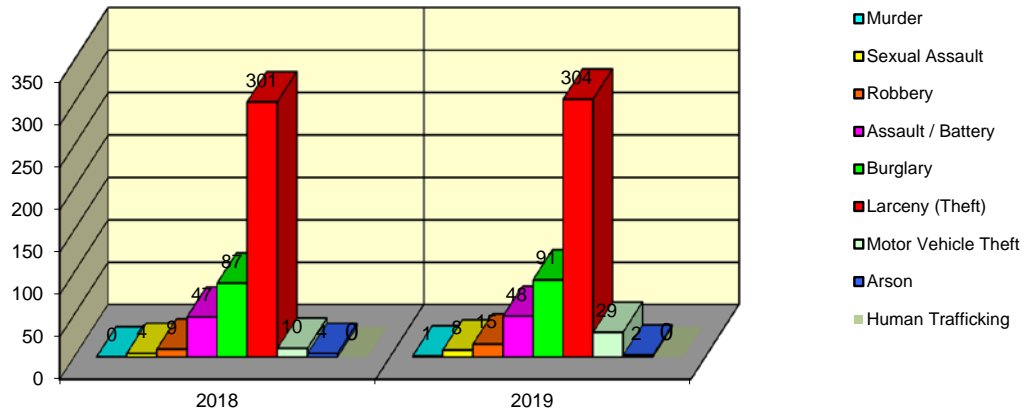


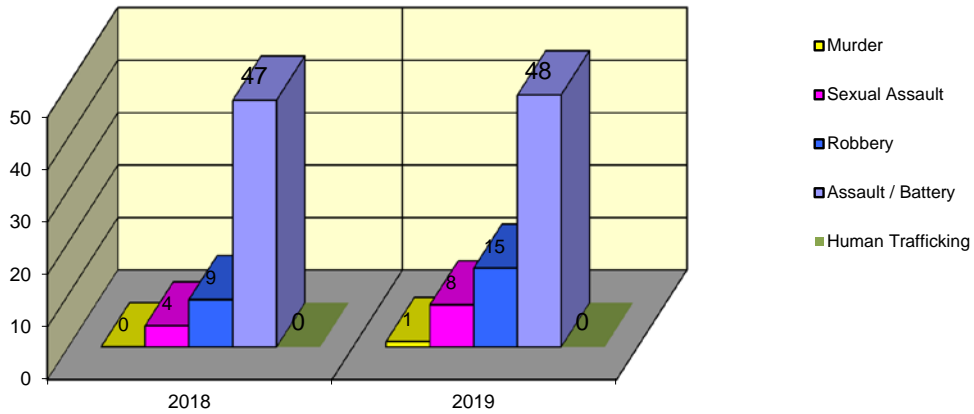
**CITY WIDE
PART I INDEX CRIMES BY OFFENSE HEADING
MONTHLY COMPARISON
APRIL**

UCR	OFFENSE HEADING	2018		2019	
	MURDER		0		1
0110	Homicide - First Degree	0		1	
0130	Homicide - Second Degree	0		0	
	SEXUAL ASSAULT		4		8
0260	Sexual Assault - Criminal	4		5	
0261	Sexual Assault - Aggravated	0		1	
0262	Sexual Assault - Forcible Sodomy	0		0	
0280	Pred Criminal Sexual Assault Of A Child	0		2	
0281	Sexual Assault - With an Object	0		0	
	ROBBERY		9		15
0310	Robbery - Armed	0		1	
0320	Robbery - Criminal	0		1	
0330	Robbery - Aggravated	0		1	
0310	Robbery to Person - Armed	6		5	
0320	Robbery to Person - Criminal	2		7	
0330	Robbery to Person - Aggravated	0		0	
0325	Vehicular Hijacking	1		0	
0326	Vehicular Hijacking - Aggravated	0		0	
	AGG ASSAULT / AGG BATTERY		47		48
0410	Attempted Murder	0		0	
0410	Battery - Aggravated	20		15	
0480	Battery - Heinous	0		0	
0485	Battery to Child - Aggravated	0		0	
0488	Aggravated Domestic Battery	13		8	
0490	Ritual Mutilation	0		0	
0495	Battery to Senior Citizen - Aggravated	0		0	
0510	Assault - Aggravated	14		25	
	BURGLARY		87		91
0610	Burglary - Commercial	7		7	
0610	Burglary - Non Residential	16		21	
0625	Burglary - Residential	56		60	
0650	Home Invasion	8		3	
	THEFT (LARCENY)		301		304
0710	Theft from Motor Vehicle	1		0	
0720	Theft - Parts/Access of Motor Vehicle	6		7	
0730	Burglary - Parts/Access of Motor Vehicle	1		0	
0760	Burglary from Motor Vehicle	37		50	
0770	Vehicular Invasion (W/Intent To Commit Theft)	0		2	
0810	Theft - Over \$500	36		44	
0820	Theft - \$500 and Under	65		64	
0860	Theft - Retail	155		137	
0865	Theft - Delivery Container	0		0	
0870	Theft - Pocket Picking	0		0	
0880	Theft - Purse Snatching	0		0	
0890	Theft - From Building	0		0	
0895	Theft - Coin Operated Machine or Device	0		0	
	MOTOR VEHICLE THEFT		10		29
0910	Theft of Motor Vehicle	10		29	
	ARSON		4		2
1010	Arson - Criminal	1		1	
1025	Arson - Aggravated	2		1	
1310	Criminal Damage (By Fire Or Explosives)	1		0	
	HUMAN TRAFFICKING		0		0
1050	Commercial Sex Acts	0		0	
1055	Involuntary Servitude	0		0	
	GRAND TOTAL MONTH		462		498

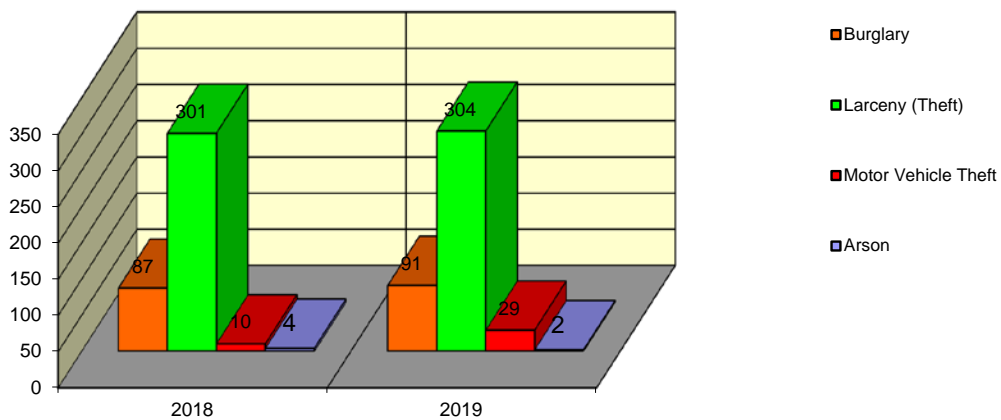
Springfield Police Department Part I Index Crimes - City Wide - Apr Comparison



Springfield Police Department Crimes Against Persons - City Wide - Apr Comparison



Springfield Police Department Crimes Against Property - City Wide - Apr Comparison



**CITY WIDE
PART I INDEX CRIMES BY OFFENSE HEADING
MONTHLY COMPARISON
APRIL**

OFFENSE HEADING	2018	2019	CHANGE
Murder	0	1	1
Sexual Assault	4	8	4
Robbery	9	15	6
Agg Assault / Agg Battery	47	48	1
Burglary	87	91	4
Theft (Larceny)	301	304	3
Motor Vehicle Theft	10	29	19
Arson	4	2	-2
Human Trafficking	0	0	0
GRAND TOTAL MONTH	462	498	8%

An 8% increase in offenses scored for all Part I Index Crimes City Wide during the month of April 2019.

A 20% increase in offenses scored for all Crimes Against Persons City Wide during the month of April 2019.

A 6% increase in offenses scored for all Crimes Against Property City Wide during the month of April 2019.

CRIMES AGAINST PERSONS

OFFENSE HEADING	2018	2019
Murder	0	1
Sexual Assault	4	8
Robbery	9	15
Agg Assault / Agg Battery	47	48
Human Trafficking	0	0
TOTAL	60	72
TOTAL % CHANGE		20%

CRIMES AGAINST PROPERTY

OFFENSE HEADING	2018	2019
Burglary	87	91
Theft (Larceny)	301	304
Motor Vehicle Theft	10	29
Arson	4	2
TOTAL	402	426
TOTAL % CHANGE		6%