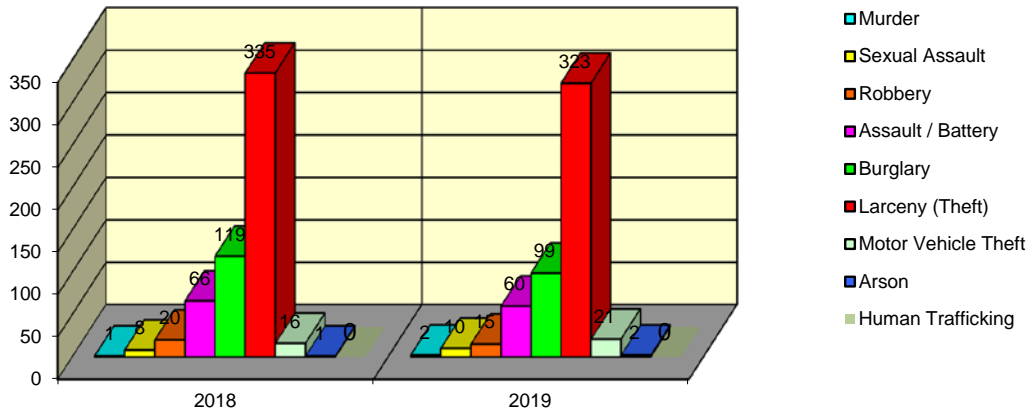


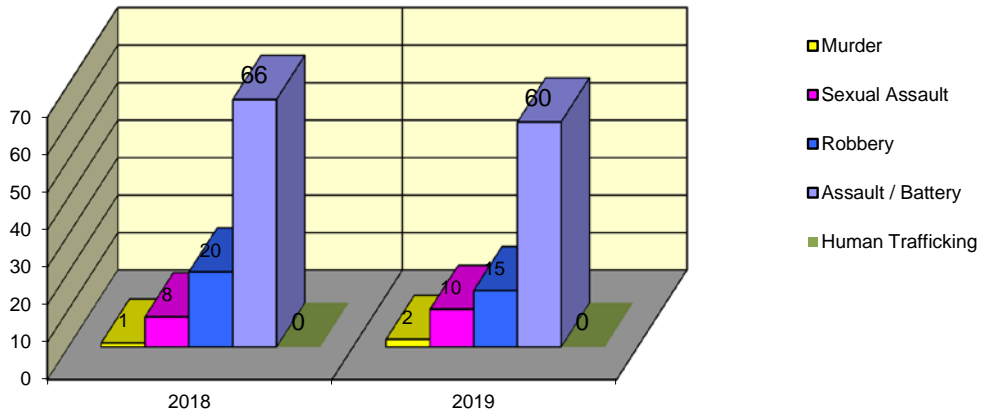
**CITY WIDE  
PART I INDEX CRIMES BY OFFENSE HEADING  
MONTHLY COMPARISON  
MAY**

UCR	OFFENSE HEADING	2018		2019	
	<b>MURDER</b>		<b>1</b>		<b>2</b>
0110	Homicide - First Degree	1		2	
0130	Homicide - Second Degree	0		0	
	<b>SEXUAL ASSAULT</b>		<b>8</b>		<b>10</b>
0260	Sexual Assault - Criminal	8		8	
0261	Sexual Assault - Aggravated	0		1	
0262	Sexual Assault - Forcible Sodomy	0		0	
0280	Pred Criminal Sexual Assault Of A Child	0		1	
0281	Sexual Assault - With an Object	0		0	
	<b>ROBBERY</b>		<b>20</b>		<b>15</b>
0310	Robbery - Armed	1		0	
0320	Robbery - Criminal	0		0	
0330	Robbery - Aggravated	0		0	
0310	Robbery to Person - Armed	9		9	
0320	Robbery to Person - Criminal	7		6	
0330	Robbery to Person - Aggravated	1		0	
0325	Vehicular Hijacking	1		0	
0326	Vehicular Hijacking - Aggravated	1		0	
	<b>AGG ASSAULT / AGG BATTERY</b>		<b>66</b>		<b>60</b>
0410	Attempted Murder	0		0	
0410	Battery - Aggravated	30		15	
0480	Battery - Heinous	0		0	
0485	Battery to Child - Aggravated	0		0	
0488	Aggravated Domestic Battery	9		13	
0490	Ritual Mutilation	0		0	
0495	Battery to Senior Citizen - Aggravated	2		1	
0510	Assault - Aggravated	25		31	
	<b>BURGLARY</b>		<b>119</b>		<b>99</b>
0610	Burglary - Commercial	6		7	
0610	Burglary - Non Residential	23		27	
0625	Burglary - Residential	85		60	
0650	Home Invasion	5		5	
	<b>THEFT (LARCENY)</b>		<b>335</b>		<b>323</b>
0710	Theft from Motor Vehicle	1		2	
0720	Theft - Parts/Access of Motor Vehicle	5		11	
0730	Burglary - Parts/Access of Motor Vehicle	0		0	
0760	Burglary from Motor Vehicle	64		88	
0770	Vehicular Invasion (W/Intent To Commit Theft)	0		0	
0810	Theft - Over \$500	45		37	
0820	Theft - \$500 and Under	78		72	
0860	Theft - Retail	140		111	
0865	Theft - Delivery Container	0		0	
0870	Theft - Pocket Picking	1		1	
0880	Theft - Purse Snatching	0		0	
0890	Theft - From Building	0		0	
0895	Theft - Coin Operated Machine or Device	1		1	
	<b>MOTOR VEHICLE THEFT</b>		<b>16</b>		<b>21</b>
0910	Theft of Motor Vehicle	16		21	
	<b>ARSON</b>		<b>1</b>		<b>2</b>
1010	Arson - Criminal	1		1	
1025	Arson - Aggravated	0		1	
1310	Criminal Damage (By Fire Or Explosives)	0		0	
	<b>HUMAN TRAFFICKING</b>		<b>0</b>		<b>0</b>
1050	Commercial Sex Acts	0		0	
1055	Involuntary Servitude	0		0	
	<b>GRAND TOTAL MONTH</b>		<b>566</b>		<b>532</b>

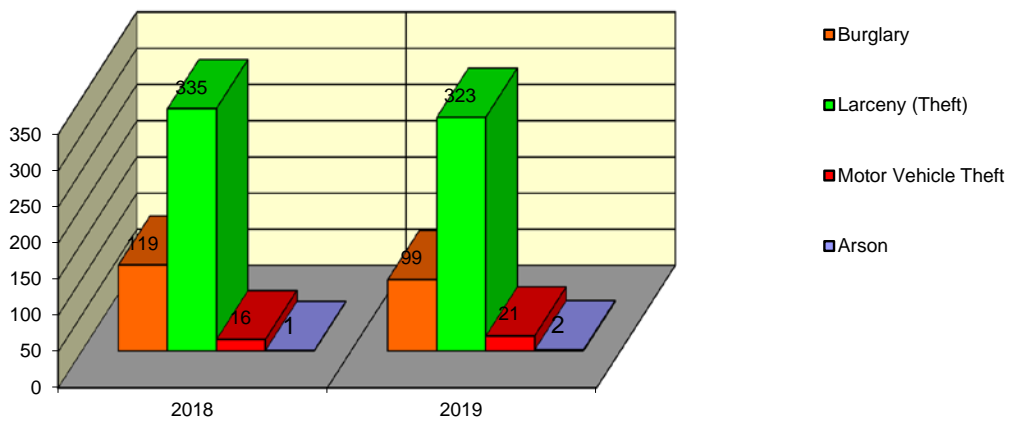
### Springfield Police Department Part I Index Crimes - City Wide - May Comparison



### Springfield Police Department Crimes Against Persons - City Wide - May Comparison



### Springfield Police Department Crimes Against Property - City Wide - May Comparison



**CITY WIDE  
PART I INDEX CRIMES BY OFFENSE HEADING  
MONTHLY COMPARISON  
MAY**

OFFENSE HEADING	2018	2019	CHANGE
Murder	1	2	1
Sexual Assault	8	10	2
Robbery	20	15	-5
Agg Assault / Agg Battery	66	60	-6
Burglary	119	99	-20
Theft (Larceny)	335	323	-12
Motor Vehicle Theft	16	21	5
Arson	1	2	1
Human Trafficking	0	0	0
<b>GRAND TOTAL MONTH</b>	<b>566</b>	<b>532</b>	<b>-6%</b>

A 6% decrease in offenses scored for all Part I Index Crimes City Wide during the month of May 2019.

An 8% decrease in offenses scored for all Crimes Against Persons City Wide during the month of May 2019.

A 6% decrease in offenses scored for all Crimes Against Property City Wide during the month of May 2019.

**CRIMES AGAINST PERSONS**

OFFENSE HEADING	2018	2019
Murder	1	2
Sexual Assault	8	10
Robbery	20	15
Agg Assault / Agg Battery	66	60
Human Trafficking	0	0
<b>TOTAL</b>	<b>95</b>	<b>87</b>
<b>TOTAL % CHANGE</b>		<b>-8%</b>

**CRIMES AGAINST PROPERTY**

OFFENSE HEADING	2018	2019
Burglary	119	99
Theft (Larceny)	335	323
Motor Vehicle Theft	16	21
Arson	1	2
<b>TOTAL</b>	<b>471</b>	<b>445</b>
<b>TOTAL % CHANGE</b>		<b>-6%</b>