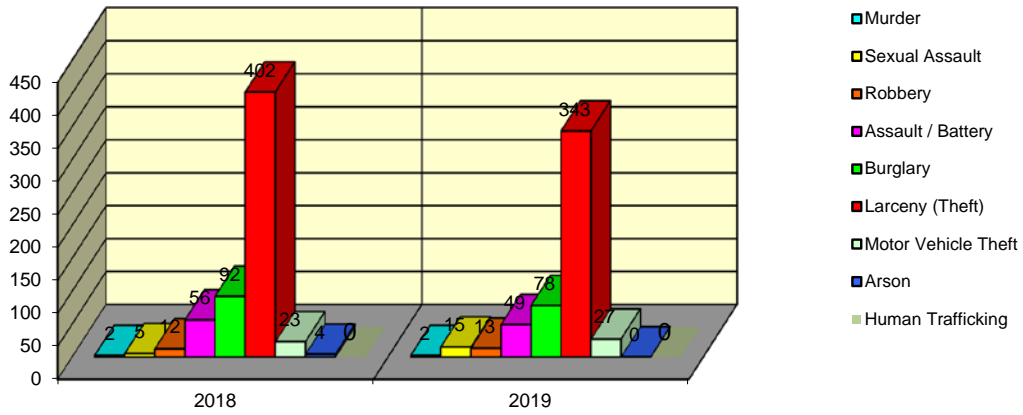


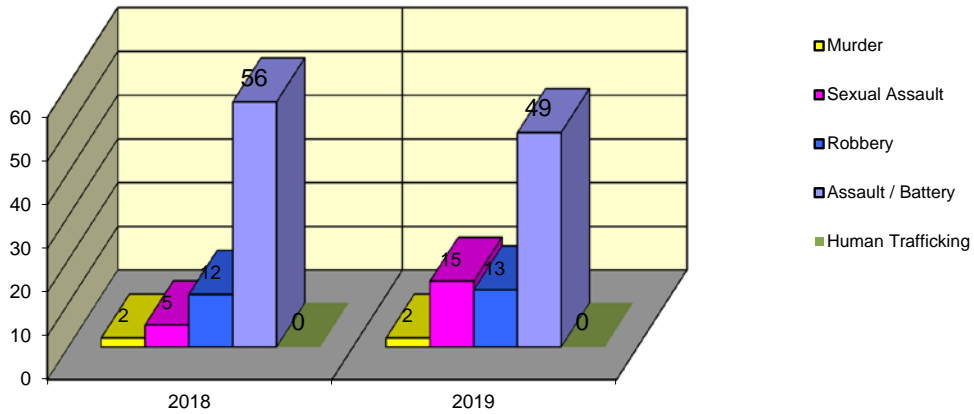
**CITY WIDE
PART I INDEX CRIMES BY OFFENSE HEADING
MONTHLY COMPARISON
JUNE**

UCR	OFFENSE HEADING	2018		2019	
	MURDER		2		2
0110	Homicide - First Degree	2		2	
0130	Homicide - Second Degree	0		0	
	SEXUAL ASSAULT		5		15
0260	Sexual Assault - Criminal	2		10	
0261	Sexual Assault - Aggravated	2		2	
0262	Sexual Assault - Forcible Sodomy	0		0	
0280	Pred Criminal Sexual Assault Of A Child	1		3	
0281	Sexual Assault - With an Object	0		0	
	ROBBERY		12		13
0310	Robbery - Armed	1		1	
0320	Robbery - Criminal	0		0	
0330	Robbery - Aggravated	0		1	
0310	Robbery to Person - Armed	5		5	
0320	Robbery to Person - Criminal	5		6	
0330	Robbery to Person - Aggravated	1		0	
0325	Vehicular Hijacking	0		0	
0326	Vehicular Hijacking - Aggravated	0		0	
	AGG ASSAULT / AGG BATTERY		56		49
0410	Attempted Murder	0		0	
0410	Battery - Aggravated	26		21	
0480	Battery - Heinous	0		0	
0485	Battery to Child - Aggravated	0		0	
0488	Aggravated Domestic Battery	9		9	
0490	Ritual Mutilation	0		0	
0495	Battery to Senior Citizen - Aggravated	0		0	
0510	Assault - Aggravated	21		19	
	BURGLARY		92		78
0610	Burglary - Commercial	10		9	
0610	Burglary - Non Residential	23		23	
0625	Burglary - Residential	57		42	
0650	Home Invasion	2		4	
	THEFT (LARCENY)		402		343
0710	Theft from Motor Vehicle	3		1	
0720	Theft - Parts/Access of Motor Vehicle	9		8	
0730	Burglary - Parts/Access of Motor Vehicle	0		0	
0760	Burglary from Motor Vehicle	64		68	
0770	Vehicular Invasion (W/Intent To Commit Theft)	1		0	
0810	Theft - Over \$500	67		43	
0820	Theft - \$500 and Under	96		96	
0860	Theft - Retail	160		127	
0865	Theft - Delivery Container	0		0	
0870	Theft - Pocket Picking	1		0	
0880	Theft - Purse Snatching	0		0	
0890	Theft - From Building	0		0	
0895	Theft - Coin Operated Machine or Device	1		0	
	MOTOR VEHICLE THEFT		23		27
0910	Theft of Motor Vehicle	23		27	
	ARSON		4		0
1010	Arson - Criminal	3		0	
1025	Arson - Aggravated	0		0	
1310	Criminal Damage (By Fire Or Explosives)	1		0	
	HUMAN TRAFFICKING		0		0
1050	Commercial Sex Acts	0		0	
1055	Involuntary Servitude	0		0	
	GRAND TOTAL MONTH		596		527

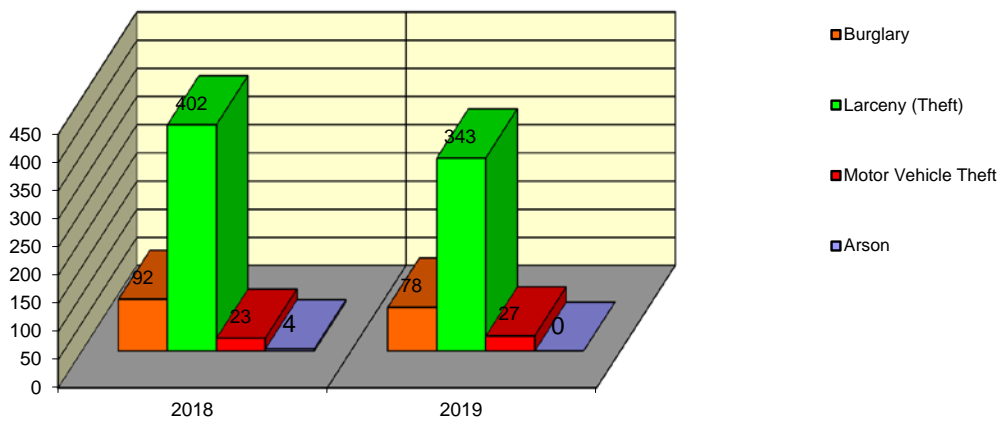
Springfield Police Department Part I Index Crimes - City Wide - Jun Comparison



Springfield Police Department Crimes Against Persons - City Wide - Jun Comparison



Springfield Police Department Crimes Against Property - City Wide - Jun Comparison



**CITY WIDE
PART I INDEX CRIMES BY OFFENSE HEADING
MONTHLY COMPARISON
JUNE**

OFFENSE HEADING	2018	2019	CHANGE
Murder	2	2	0
Sexual Assault	5	15	10
Robbery	12	13	1
Agg Assault / Agg Battery	56	49	-7
Burglary	92	78	-14
Theft (Larceny)	402	343	-59
Motor Vehicle Theft	23	27	4
Arson	4	0	-4
Human Trafficking	0	0	0
GRAND TOTAL MONTH	596	527	-12%

A 12% decrease in offenses scored for all Part I Index Crimes City Wide during the month of June 2019.

A 5% increase in offenses scored for all Crimes Against Persons City Wide during the month of June 2019.

A 14% decrease in offenses scored for all Crimes Against Property City Wide during the month of June 2019.

CRIMES AGAINST PERSONS

OFFENSE HEADING	2018	2019
Murder	2	2
Sexual Assault	5	15
Robbery	12	13
Agg Assault / Agg Battery	56	49
Human Trafficking	0	0
TOTAL	75	79
TOTAL % CHANGE		5%

CRIMES AGAINST PROPERTY

OFFENSE HEADING	2018	2019
Burglary	92	78
Theft (Larceny)	402	343
Motor Vehicle Theft	23	27
Arson	4	0
TOTAL	521	448
TOTAL % CHANGE		-14%