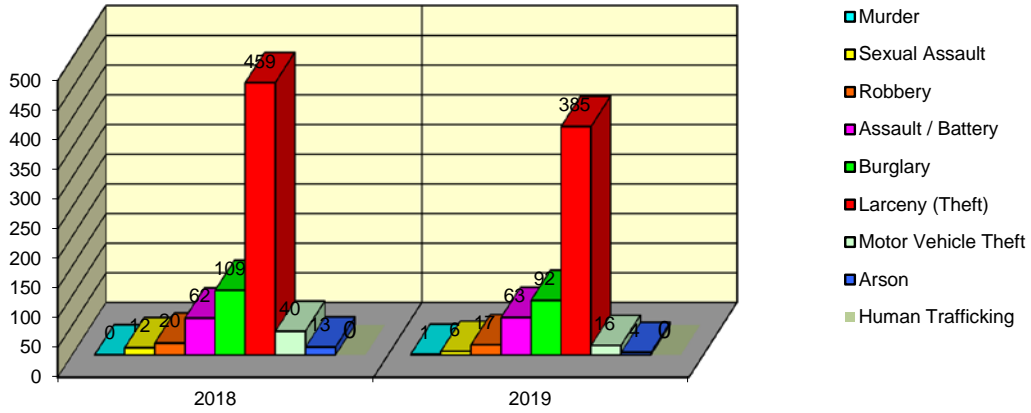


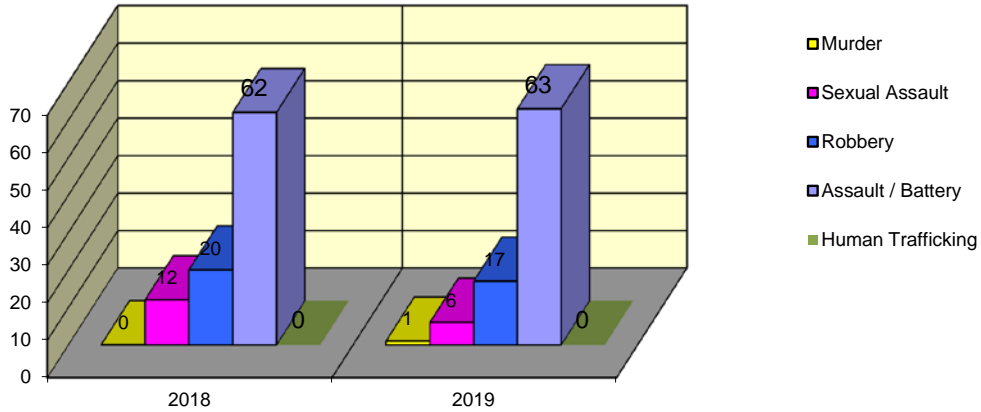
**CITY WIDE  
PART I INDEX CRIMES BY OFFENSE HEADING  
MONTHLY COMPARISON  
JULY**

UCR	OFFENSE HEADING	2018		2019	
	<b>MURDER</b>		<b>0</b>		<b>1</b>
0110	Homicide - First Degree	0		1	
0130	Homicide - Second Degree	0		0	
	<b>SEXUAL ASSAULT</b>		<b>12</b>		<b>6</b>
0260	Sexual Assault - Criminal	12		4	
0261	Sexual Assault - Aggravated	0		2	
0262	Sexual Assault - Forcible Sodomy	0		0	
0280	Pred Criminal Sexual Assault Of A Child	0		0	
0281	Sexual Assault - With an Object	0		0	
	<b>ROBBERY</b>		<b>20</b>		<b>17</b>
0310	Robbery - Armed	1		0	
0320	Robbery - Criminal	0		0	
0330	Robbery - Aggravated	2		1	
0310	Robbery to Person - Armed	8		10	
0320	Robbery to Person - Criminal	7		6	
0330	Robbery to Person - Aggravated	2		0	
0325	Vehicular Hijacking	0		0	
0326	Vehicular Hijacking - Aggravated	0		0	
	<b>AGG ASSAULT / AGG BATTERY</b>		<b>62</b>		<b>63</b>
0410	Attempted Murder	0		0	
0410	Battery - Aggravated	19		26	
0480	Battery - Heinous	0		0	
0485	Battery to Child - Aggravated	0		0	
0488	Aggravated Domestic Battery	18		15	
0490	Ritual Mutilation	0		0	
0495	Battery to Senior Citizen - Aggravated	0		1	
0510	Assault - Aggravated	25		21	
	<b>BURGLARY</b>		<b>109</b>		<b>92</b>
0610	Burglary - Commercial	7		12	
0610	Burglary - Non Residential	31		25	
0625	Burglary - Residential	68		50	
0650	Home Invasion	3		5	
	<b>THEFT (LARCENY)</b>		<b>459</b>		<b>385</b>
0710	Theft from Motor Vehicle	3		2	
0720	Theft - Parts/Access of Motor Vehicle	12		9	
0730	Burglary - Parts/Access of Motor Vehicle	4		0	
0760	Burglary from Motor Vehicle	121		83	
0770	Vehicular Invasion (W/Intent To Commit Theft)	0		0	
0810	Theft - Over \$500	50		37	
0820	Theft - \$500 and Under	100		107	
0860	Theft - Retail	167		147	
0865	Theft - Delivery Container	0		0	
0870	Theft - Pocket Picking	0		0	
0880	Theft - Purse Snatching	1		0	
0890	Theft - From Building	0		0	
0895	Theft - Coin Operated Machine or Device	1		0	
	<b>MOTOR VEHICLE THEFT</b>		<b>40</b>		<b>16</b>
0910	Theft of Motor Vehicle	40		16	
	<b>ARSON</b>		<b>13</b>		<b>4</b>
1010	Arson - Criminal	3		0	
1025	Arson - Aggravated	2		0	
1310	Criminal Damage (By Fire Or Explosives)	8		4	
	<b>HUMAN TRAFFICKING</b>		<b>0</b>		<b>0</b>
1050	Commercial Sex Acts	0		0	
1055	Involuntary Servitude	0		0	
	<b>GRAND TOTAL MONTH</b>		<b>715</b>		<b>584</b>

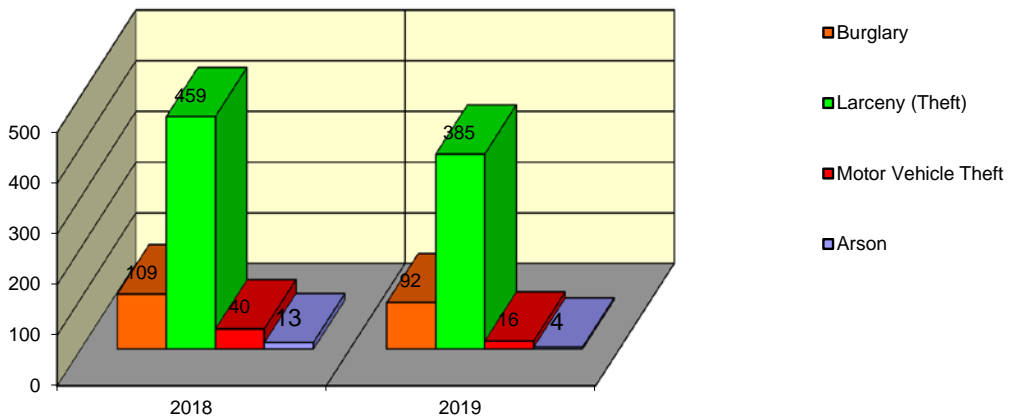
**Springfield Police Department  
Part I Index Crimes - City Wide - Jul Comparison**



**Springfield Police Department  
Crimes Against Persons - City Wide - Jul Comparison**



**Springfield Police Department  
Crimes Against Property - City Wide - Jul Comparison**



**CITY WIDE  
PART I INDEX CRIMES BY OFFENSE HEADING  
MONTHLY COMPARISON  
JULY**

OFFENSE HEADING	2018	2019	CHANGE
Murder	0	1	1
Sexual Assault	12	6	-6
Robbery	20	17	-3
Agg Assault / Agg Battery	62	63	1
Burglary	109	92	-17
Theft (Larceny)	459	385	-74
Motor Vehicle Theft	40	16	-24
Arson	13	4	-9
Human Trafficking	0	0	0
<b>GRAND TOTAL MONTH</b>	<b>715</b>	<b>584</b>	<b>-18%</b>

An 18% decrease in offenses scored for all Part I Index Crimes City Wide during the month of July 2019.

A 7% decrease in offenses scored for all Crimes Against Persons City Wide during the month of July 2019.

A 20% decrease in offenses scored for all Crimes Against Property City Wide during the month of July 2019.

**CRIMES AGAINST PERSONS**

OFFENSE HEADING	2018	2019
Murder	0	1
Sexual Assault	12	6
Robbery	20	17
Agg Assault / Agg Battery	62	63
Human Trafficking	0	0
<b>TOTAL</b>	<b>94</b>	<b>87</b>
<b>TOTAL % CHANGE</b>		<b>-7%</b>

**CRIMES AGAINST PROPERTY**

OFFENSE HEADING	2018	2019
Burglary	109	92
Theft (Larceny)	459	385
Motor Vehicle Theft	40	16
Arson	13	4
<b>TOTAL</b>	<b>621</b>	<b>497</b>
<b>TOTAL % CHANGE</b>		<b>-20%</b>