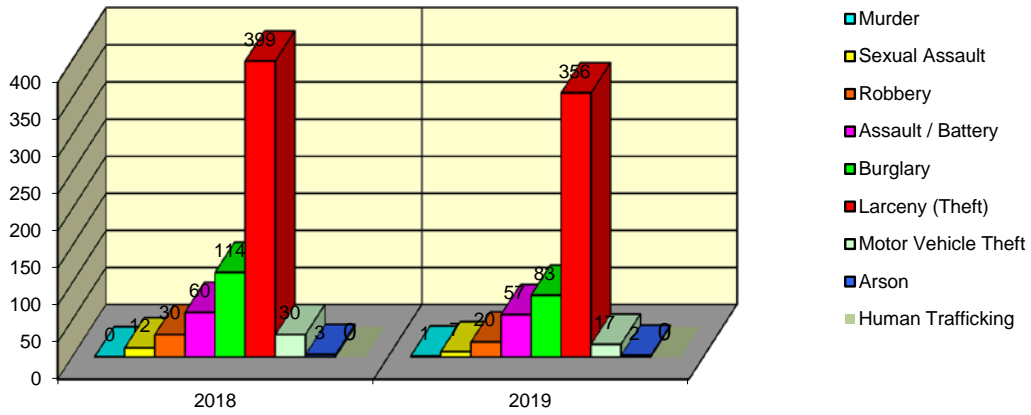


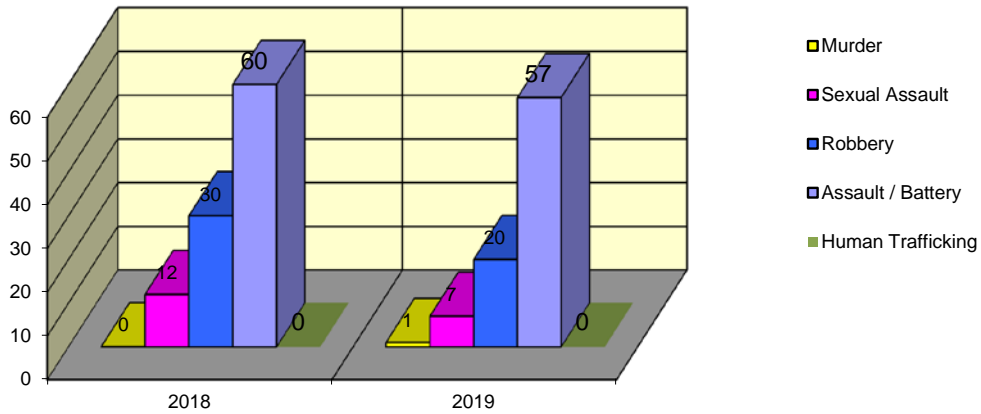
**CITY WIDE  
PART I INDEX CRIMES BY OFFENSE HEADING  
MONTHLY COMPARISON  
AUGUST**

UCR	OFFENSE HEADING	2018		2019	
	<b>MURDER</b>		<b>0</b>		<b>1</b>
0110	Homicide - First Degree	0		1	
0130	Homicide - Second Degree	0		0	
	<b>SEXUAL ASSAULT</b>		<b>12</b>		<b>7</b>
0260	Sexual Assault - Criminal	8		4	
0261	Sexual Assault - Aggravated	2		2	
0262	Sexual Assault - Forcible Sodomy	0		0	
0280	Pred Criminal Sexual Assault Of A Child	2		1	
0281	Sexual Assault - With an Object	0		0	
	<b>ROBBERY</b>		<b>30</b>		<b>20</b>
0310	Robbery - Armed	1		1	
0320	Robbery - Criminal	0		1	
0330	Robbery - Aggravated	0		0	
0310	Robbery to Person - Armed	15		11	
0320	Robbery to Person - Criminal	13		4	
0330	Robbery to Person - Aggravated	1		3	
0325	Vehicular Hijacking	0		0	
0326	Vehicular Hijacking - Aggravated	0		0	
	<b>AGG ASSAULT / AGG BATTERY</b>		<b>60</b>		<b>57</b>
0410	Attempted Murder	0		0	
0410	Battery - Aggravated	18		26	
0480	Battery - Heinous	0		0	
0485	Battery to Child - Aggravated	0		0	
0488	Aggravated Domestic Battery	14		10	
0490	Ritual Mutilation	0		0	
0495	Battery to Senior Citizen - Aggravated	0		0	
0510	Assault - Aggravated	28		21	
	<b>BURGLARY</b>		<b>114</b>		<b>83</b>
0610	Burglary - Commercial	15		5	
0610	Burglary - Non Residential	42		18	
0625	Burglary - Residential	54		56	
0650	Home Invasion	3		4	
	<b>THEFT (LARCENY)</b>		<b>399</b>		<b>356</b>
0710	Theft from Motor Vehicle	2		4	
0720	Theft - Parts/Access of Motor Vehicle	10		6	
0730	Burglary - Parts/Access of Motor Vehicle	0		2	
0760	Burglary from Motor Vehicle	97		96	
0770	Vehicular Invasion (W/Intent To Commit Theft)	0		1	
0810	Theft - Over \$500	53		33	
0820	Theft - \$500 and Under	99		81	
0860	Theft - Retail	138		131	
0865	Theft - Delivery Container	0		0	
0870	Theft - Pocket Picking	0		0	
0880	Theft - Purse Snatching	0		0	
0890	Theft - From Building	0		0	
0895	Theft - Coin Operated Machine or Device	0		2	
	<b>MOTOR VEHICLE THEFT</b>		<b>30</b>		<b>17</b>
0910	Theft of Motor Vehicle	30		17	
	<b>ARSON</b>		<b>3</b>		<b>2</b>
1010	Arson - Criminal	3		0	
1025	Arson - Aggravated	0		1	
1310	Criminal Damage (By Fire Or Explosives)	0		1	
	<b>HUMAN TRAFFICKING</b>		<b>0</b>		<b>0</b>
1050	Commercial Sex Acts	0		0	
1055	Involuntary Servitude	0		0	
	<b>GRAND TOTAL MONTH</b>		<b>648</b>		<b>543</b>

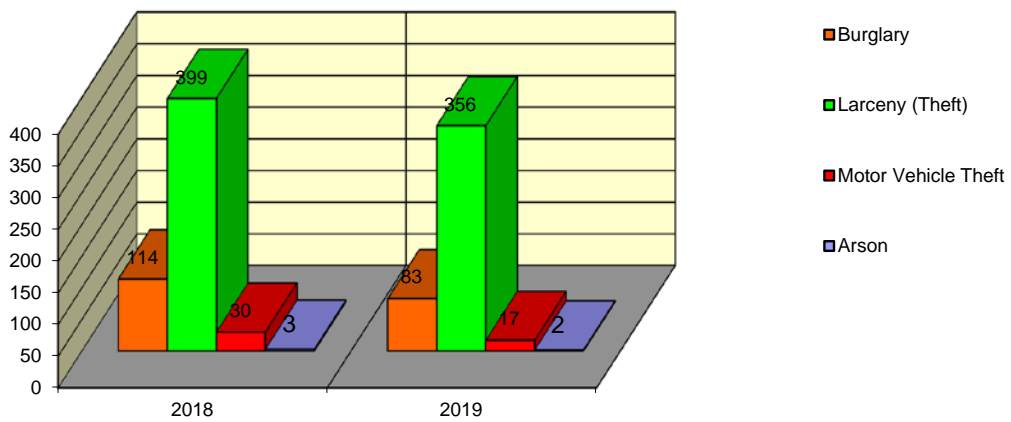
### Springfield Police Department Part I Index Crimes - City Wide - Aug Comparison



### Springfield Police Department Crimes Against Persons - City Wide - Aug Comparison



### Springfield Police Department Crimes Against Property - City Wide - Aug Comparison



**CITY WIDE  
PART I INDEX CRIMES BY OFFENSE HEADING  
MONTHLY COMPARISON  
AUGUST**

OFFENSE HEADING	2018	2019	CHANGE
Murder	0	1	1
Sexual Assault	12	7	-5
Robbery	30	20	-10
Agg Assault / Agg Battery	60	57	-3
Burglary	114	83	-31
Theft (Larceny)	399	356	-43
Motor Vehicle Theft	30	17	-13
Arson	3	2	-1
Human Trafficking	0	0	0
<b>GRAND TOTAL MONTH</b>	<b>648</b>	<b>543</b>	<b>-16%</b>

A 16% decrease in offenses scored for all Part I Index Crimes City Wide during the month of August 2019.

A 17% decrease in offenses scored for all Crimes Against Persons City Wide during the month of August 2019.

A 16% decrease in offenses scored for all Crimes Against Property City Wide during the month of August 2019.

**CRIMES AGAINST PERSONS**

OFFENSE HEADING	2018	2019
Murder	0	1
Sexual Assault	12	7
Robbery	30	20
Agg Assault / Agg Battery	60	57
Human Trafficking	0	0
<b>TOTAL</b>	<b>102</b>	<b>85</b>
<b>TOTAL % CHANGE</b>		<b>-17%</b>

**CRIMES AGAINST PROPERTY**

OFFENSE HEADING	2018	2019
Burglary	114	83
Theft (Larceny)	399	356
Motor Vehicle Theft	30	17
Arson	3	2
<b>TOTAL</b>	<b>546</b>	<b>458</b>
<b>TOTAL % CHANGE</b>		<b>-16%</b>