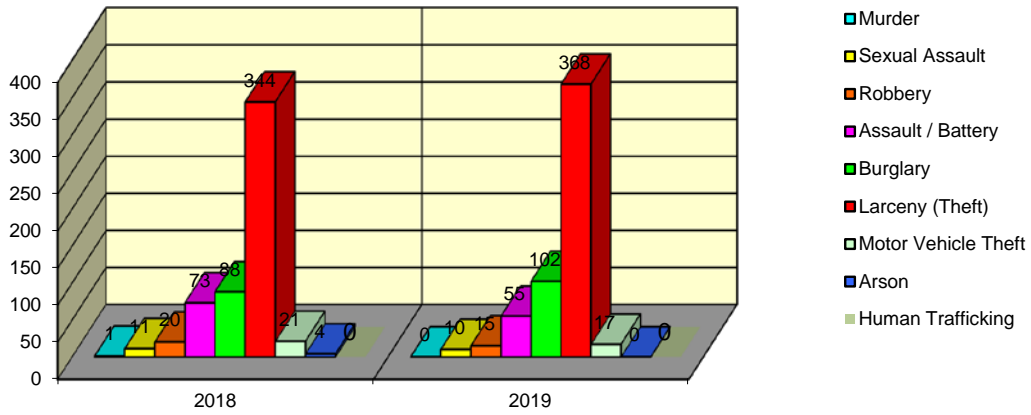


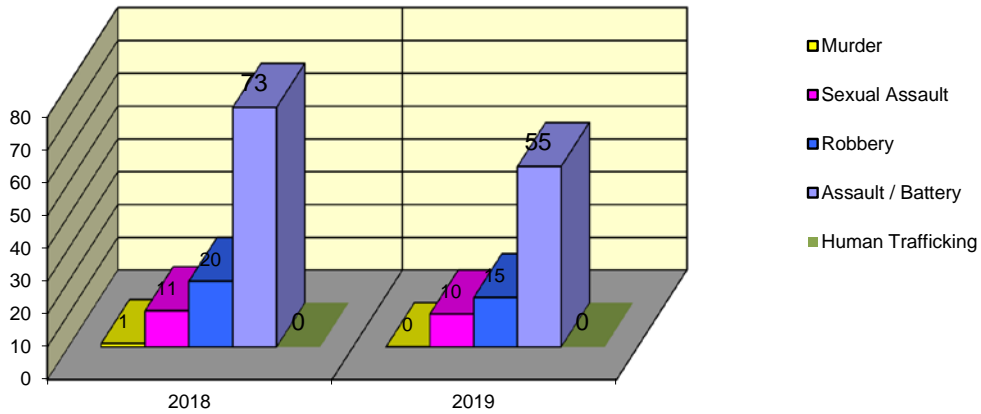
**CITY WIDE
PART I INDEX CRIMES BY OFFENSE HEADING
MONTHLY COMPARISON
SEPTEMBER**

UCR	OFFENSE HEADING	2018		2019	
	MURDER		1		0
0110	Homicide - First Degree	1		0	
0130	Homicide - Second Degree	0		0	
	SEXUAL ASSAULT		11		10
0260	Sexual Assault - Criminal	9		8	
0261	Sexual Assault - Aggravated	1		1	
0262	Sexual Assault - Forcible Sodomy	0		0	
0280	Pred Criminal Sexual Assault Of A Child	1		1	
0281	Sexual Assault - With an Object	0		0	
	ROBBERY		20		15
0310	Robbery - Armed	3		8	
0320	Robbery - Criminal	0		5	
0330	Robbery - Aggravated	1		0	
0310	Robbery to Person - Armed	7		0	
0320	Robbery to Person - Criminal	9		0	
0330	Robbery to Person - Aggravated	0		1	
0325	Vehicular Hijacking	0		1	
0326	Vehicular Hijacking - Aggravated	0		0	
	AGG ASSAULT / AGG BATTERY		73		55
0410	Attempted Murder	0		0	
0410	Battery - Aggravated	19		21	
0480	Battery - Heinous	0		0	
0485	Battery to Child - Aggravated	0		0	
0488	Aggravated Domestic Battery	10		16	
0490	Ritual Mutilation	0		0	
0495	Battery to Senior Citizen - Aggravated	0		0	
0510	Assault - Aggravated	44		18	
	BURGLARY		88		102
0610	Burglary - Commercial	10		7	
0610	Burglary - Non Residential	23		26	
0625	Burglary - Residential	53		64	
0650	Home Invasion	2		5	
	THEFT (LARCENY)		344		368
0710	Theft from Motor Vehicle	2		2	
0720	Theft - Parts/Access of Motor Vehicle	8		4	
0730	Burglary - Parts/Access of Motor Vehicle	0		0	
0760	Burglary from Motor Vehicle	81		102	
0770	Vehicular Invasion (W/Intent To Commit Theft)	1		0	
0810	Theft - Over \$500	35		38	
0820	Theft - \$500 and Under	108		91	
0860	Theft - Retail	107		130	
0865	Theft - Delivery Container	0		0	
0870	Theft - Pocket Picking	0		0	
0880	Theft - Purse Snatching	0		0	
0890	Theft - From Building	0		0	
0895	Theft - Coin Operated Machine or Device	2		1	
	MOTOR VEHICLE THEFT		21		17
0910	Theft of Motor Vehicle	21		17	
	ARSON		4		0
1010	Arson - Criminal	3		0	
1025	Arson - Aggravated	0		0	
1310	Criminal Damage (By Fire Or Explosives)	1		0	
	HUMAN TRAFFICKING		0		0
1050	Commercial Sex Acts	0		0	
1055	Involuntary Servitude	0		0	
	GRAND TOTAL MONTH		562		567

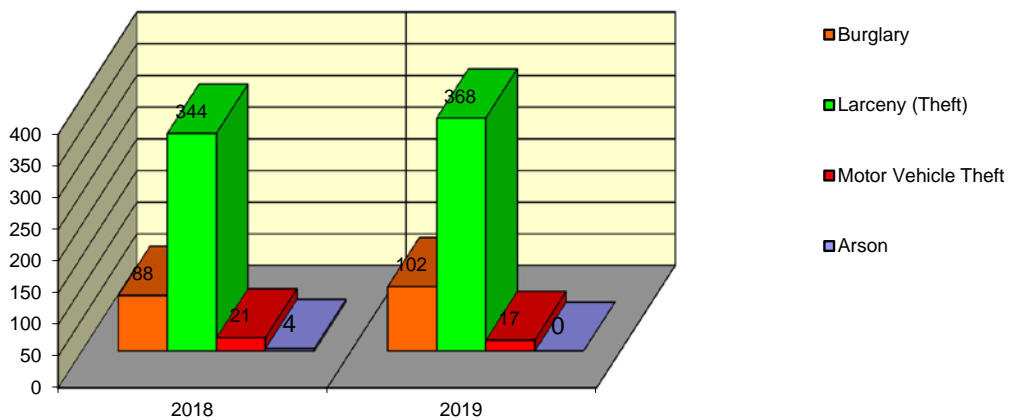
Springfield Police Department Part I Index Crimes - City Wide - Sept. Comparison



Springfield Police Department Crimes Against Persons - City Wide - Sept. Comparison



Springfield Police Department Crimes Against Property - City Wide - Sept. Comparison



**CITY WIDE
PART I INDEX CRIMES BY OFFENSE HEADING
MONTHLY COMPARISON
SEPTEMBER**

OFFENSE HEADING	2018	2019	CHANGE
Murder	1	0	-1
Sexual Assault	11	10	-1
Robbery	20	15	-5
Agg Assault / Agg Battery	73	55	-18
Burglary	88	102	14
Theft (Larceny)	344	368	24
Motor Vehicle Theft	21	17	-4
Arson	4	0	-4
Human Trafficking	0	0	0
GRAND TOTAL MONTH	562	567	1%

A 1% increase in offenses scored for all Part I Index Crimes City Wide during the month of September 2019.

A 24% decrease in offenses scored for all Crimes Against Persons City Wide during the month of September 2019.

A 7% increase in offenses scored for all Crimes Against Property City Wide during the month of September 2019.

CRIMES AGAINST PERSONS

OFFENSE HEADING	2018	2019
Murder	1	0
Sexual Assault	11	10
Robbery	20	15
Agg Assault / Agg Battery	73	55
Human Trafficking	0	0
TOTAL	105	80
TOTAL % CHANGE		-24%

CRIMES AGAINST PROPERTY

OFFENSE HEADING	2018	2019
Burglary	88	102
Theft (Larceny)	344	368
Motor Vehicle Theft	21	17
Arson	4	0
TOTAL	457	487
TOTAL % CHANGE		7%