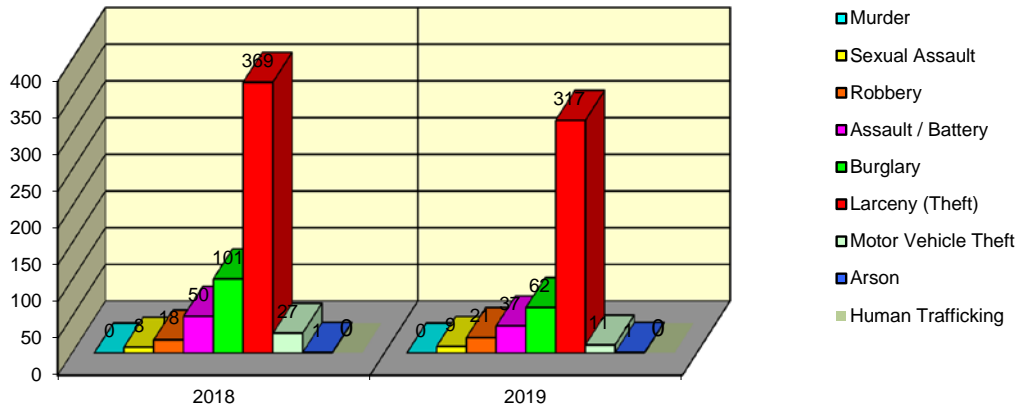


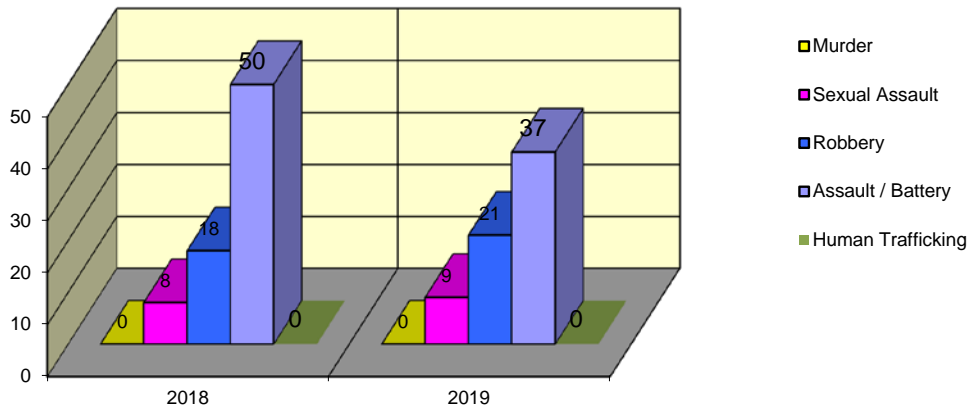
**CITY WIDE  
PART I INDEX CRIMES BY OFFENSE HEADING  
MONTHLY COMPARISON  
OCTOBER**

UCR	OFFENSE HEADING	2018		2019	
	<b>MURDER</b>		<b>0</b>		<b>0</b>
0110	Homicide - First Degree	0		0	
0130	Homicide - Second Degree	0		0	
	<b>SEXUAL ASSAULT</b>		<b>8</b>		<b>9</b>
0260	Sexual Assault - Criminal	7		5	
0261	Sexual Assault - Aggravated	1		3	
0262	Sexual Assault - Forcible Sodomy	0		0	
0280	Pred Criminal Sexual Assault Of A Child	0		1	
0281	Sexual Assault - With an Object	0		0	
	<b>ROBBERY</b>		<b>18</b>		<b>21</b>
0310	Robbery - Armed	3		2	
0320	Robbery - Criminal	0		1	
0330	Robbery - Aggravated	0		1	
0310	Robbery to Person - Armed	11		11	
0320	Robbery to Person - Criminal	3		6	
0330	Robbery to Person - Aggravated	1		0	
0325	Vehicular Hijacking	0		0	
0326	Vehicular Hijacking - Aggravated	0		0	
	<b>AGG ASSAULT / AGG BATTERY</b>		<b>50</b>		<b>37</b>
0410	Attempted Murder	0		0	
0410	Battery - Aggravated	19		13	
0480	Battery - Heinous	0		0	
0485	Battery to Child - Aggravated	0		0	
0488	Aggravated Domestic Battery	15		9	
0490	Ritual Mutilation	0		0	
0495	Battery to Senior Citizen - Aggravated	0		1	
0510	Assault - Aggravated	16		14	
	<b>BURGLARY</b>		<b>101</b>		<b>62</b>
0610	Burglary - Commercial	11		11	
0610	Burglary - Non Residential	19		18	
0625	Burglary - Residential	63		31	
0650	Home Invasion	8		2	
	<b>THEFT (LARCENY)</b>		<b>369</b>		<b>317</b>
0710	Theft from Motor Vehicle	1		4	
0720	Theft - Parts/Access of Motor Vehicle	6		8	
0730	Burglary - Parts/Access of Motor Vehicle	0		1	
0760	Burglary from Motor Vehicle	75		51	
0770	Vehicular Invasion (W/Intent To Commit Theft)	0		0	
0810	Theft - Over \$500	43		46	
0820	Theft - \$500 and Under	96		69	
0860	Theft - Retail	147		138	
0865	Theft - Delivery Container	0		0	
0870	Theft - Pocket Picking	0		0	
0880	Theft - Purse Snatching	0		0	
0890	Theft - From Building	1		0	
0895	Theft - Coin Operated Machine or Device	0		0	
	<b>MOTOR VEHICLE THEFT</b>		<b>27</b>		<b>11</b>
0910	Theft of Motor Vehicle	27		11	
	<b>ARSON</b>		<b>1</b>		<b>1</b>
1010	Arson - Criminal	1		0	
1025	Arson - Aggravated	0		0	
1310	Criminal Damage (By Fire Or Explosives)	0		1	
	<b>HUMAN TRAFFICKING</b>		<b>0</b>		<b>0</b>
1050	Commercial Sex Acts	0		0	
1055	Involuntary Servitude	0		0	
	<b>GRAND TOTAL MONTH</b>		<b>574</b>		<b>458</b>

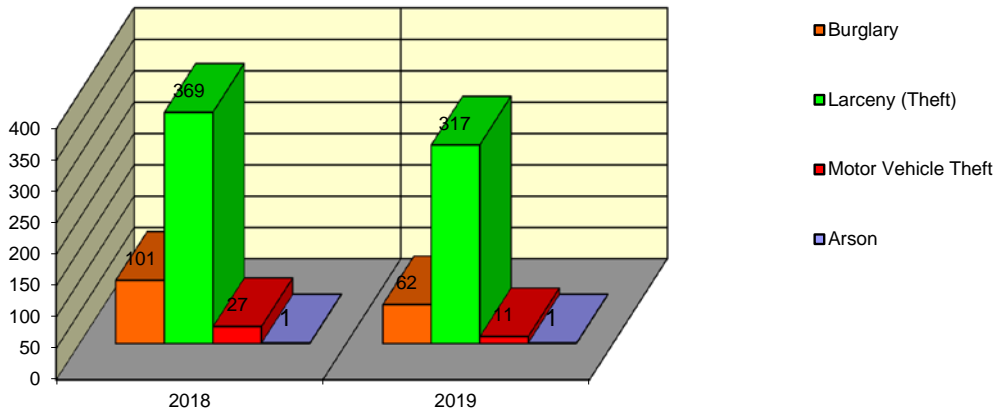
### Springfield Police Department Part I Index Crimes - City Wide - Oct Comparison



### Springfield Police Department Crimes Against Persons - City Wide - Oct Comparison



### Springfield Police Department Crimes Against Property - City Wide - Oct Comparison



**CITY WIDE  
PART I INDEX CRIMES BY OFFENSE HEADING  
MONTHLY COMPARISON  
OCTOBER**

OFFENSE HEADING	2018	2019	CHANGE
Murder	0	0	0
Sexual Assault	8	9	1
Robbery	18	21	3
Agg Assault / Agg Battery	50	37	-13
Burglary	101	62	-39
Theft (Larceny)	369	317	-52
Motor Vehicle Theft	27	11	-16
Arson	1	1	0
Human Trafficking	0	0	0
<b>GRAND TOTAL MONTH</b>	<b>574</b>	<b>458</b>	<b>-20%</b>

A 20% decrease in offenses scored for all Part I Index Crimes City Wide during the month of October 2019.

A 12% decrease in offenses scored for all Crimes Against Persons City Wide during the month of October 2019.

A 21% decrease in offenses scored for all Crimes Against Property City Wide during the month of October 2019.

**CRIMES AGAINST PERSONS**

OFFENSE HEADING	2018	2019
Murder	0	0
Sexual Assault	8	9
Robbery	18	21
Agg Assault / Agg Battery	50	37
Human Trafficking	0	0
<b>TOTAL</b>	<b>76</b>	<b>67</b>
<b>TOTAL % CHANGE</b>		<b>-12%</b>

**CRIMES AGAINST PROPERTY**

OFFENSE HEADING	2018	2019
Burglary	101	62
Theft (Larceny)	369	317
Motor Vehicle Theft	27	11
Arson	1	1
<b>TOTAL</b>	<b>498</b>	<b>391</b>
<b>TOTAL % CHANGE</b>		<b>-21%</b>