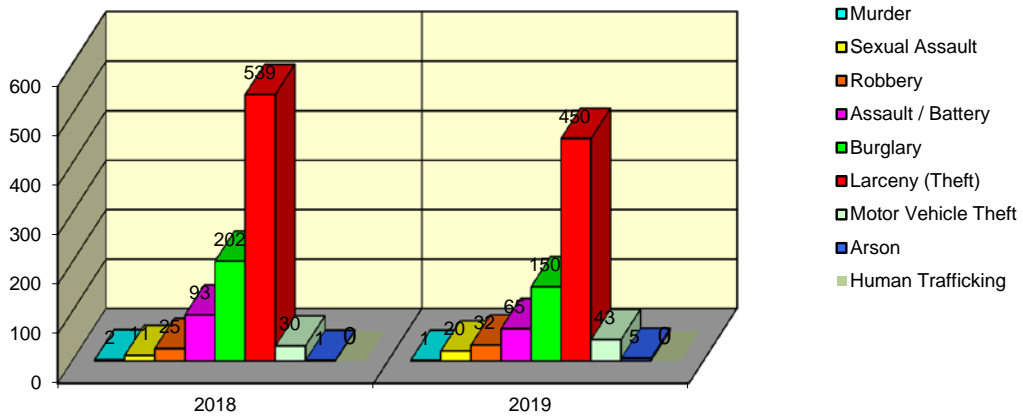


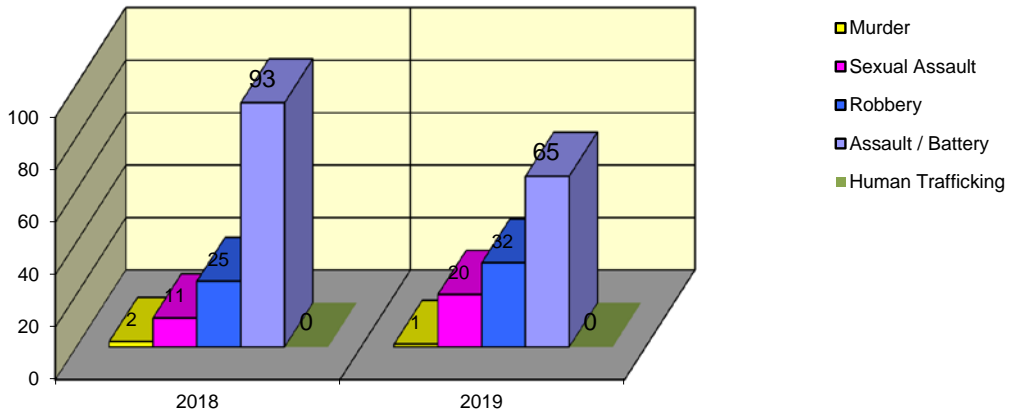
**CITY WIDE
PART I INDEX CRIMES BY OFFENSE HEADING
YEAR-TO-DATE COMPARISON
JANUARY - FEBRUARY**

UCR	OFFENSE HEADING	2018		2019	
	MURDER		2		1
0110	Homicide - First Degree	2		1	
0130	Homicide - Second Degree	0		0	
	SEXUAL ASSAULT		11		20
0260	Sexual Assault - Criminal	9		13	
0261	Sexual Assault - Aggravated	2		3	
0262	Sexual Assault - Forcible Sodomy	0		0	
0280	Pred Criminal Sexual Assault Of A Child	0		3	
0281	Sexual Assault - With an Object	0		1	
	ROBBERY		25		32
0310	Robbery - Armed	0		7	
0320	Robbery - Criminal	0		0	
0330	Robbery - Aggravated	0		1	
0310	Robbery to Person - Armed	9		14	
0320	Robbery to Person - Criminal	16		10	
0330	Robbery to Person - Aggravated	0		0	
0325	Vehicular Hijacking	0		0	
0326	Vehicular Hijacking - Aggravated	0		0	
	AGG ASSAULT / AGG BATTERY		93		65
0410	Attempted Murder	0		0	
0410	Battery - Aggravated	28		11	
0480	Battery - Heinous	0		0	
0485	Battery to Child - Aggravated	0		0	
0488	Aggravated Domestic Battery	30		15	
0490	Ritual Mutilation	0		0	
0495	Battery to Senior Citizen - Aggravated	4		0	
0510	Assault - Aggravated	31		39	
	BURGLARY		202		150
0610	Burglary - Commercial	32		12	
0610	Burglary - Non Residential	31		47	
0625	Burglary - Residential	134		86	
0650	Home Invasion	5		5	
	THEFT (LARCENY)		539		450
0710	Theft from Motor Vehicle	2		2	
0720	Theft - Parts/Access of Motor Vehicle	3		18	
0730	Burglary - Parts/Access of Motor Vehicle	0		2	
0760	Burglary from Motor Vehicle	98		63	
0770	Vehicular Invasion (W/Intent To Commit Theft)	0		0	
0810	Theft - Over \$500	59		49	
0820	Theft - \$500 and Under	103		115	
0860	Theft - Retail	271		200	
0865	Theft - Delivery Container	0		0	
0870	Theft - Pocket Picking	0		0	
0880	Theft - Purse Snatching	3		1	
0890	Theft - From Building	0		0	
0895	Theft - Coin Operated Machine or Device	0		0	
	MOTOR VEHICLE THEFT		30		43
0910	Theft of Motor Vehicle	30		43	
	ARSON		1		5
1010	Arson - Criminal	1		3	
1025	Arson - Aggravated	0		1	
1310	Criminal Damage (By Fire Or Explosives)	0		1	
	HUMAN TRAFFICKING		0		0
1050	Commercial Sex Acts	0		0	
1055	Involuntary Servitude	0		0	
	GRAND TOTAL YEAR TO DATE		903		766

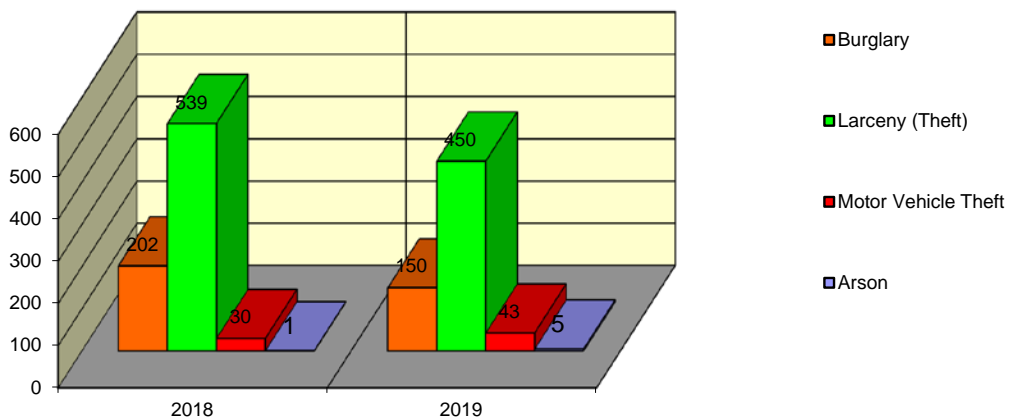
Springfield Police Department Part I Index Crimes - City Wide - Jan-Feb Comparison



Springfield Police Department Crimes Against Persons - City Wide - Jan-Feb Comparison



Springfield Police Department Crimes Against Property - City Wide - Jan-Feb Comparison



**CITY WIDE
PART I INDEX CRIMES BY OFFENSE HEADING
YEAR-TO-DATE COMPARISON
JANUARY - FEBRUARY**

OFFENSE HEADING	2018	2019	CHANGE
Murder	2	1	-1
Sexual Assault	11	20	9
Robbery	25	32	7
Agg Assault / Agg Battery	93	65	-28
Burglary	202	150	-52
Theft (Larceny)	539	450	-89
Motor Vehicle Theft	30	43	13
Arson	1	5	4
Human Trafficking	0	0	0
GRAND TOTAL YTD	903	766	-15%

A 15% decrease in offenses scored for all Part I Index Crimes City Wide during the months of January - February 2019.

A 10% decrease in offenses scored for all Crimes Against Persons City Wide during the months of January - February 2019.

A 16% decrease in offenses scored for all Crimes Against Property City Wide during the months of January - February 2019.

CRIMES AGAINST PERSONS

OFFENSE HEADING	2018	2019
Murder	2	1
Sexual Assault	11	20
Robbery	25	32
Agg Assault / Agg Battery	93	65
Human Trafficking	0	0
TOTAL	131	118
TOTAL % CHANGE		-10%

CRIMES AGAINST PROPERTY

OFFENSE HEADING	2018	2019
Burglary	202	150
Theft (Larceny)	539	450
Motor Vehicle Theft	30	43
Arson	1	5
TOTAL	772	648
TOTAL % CHANGE		-16%