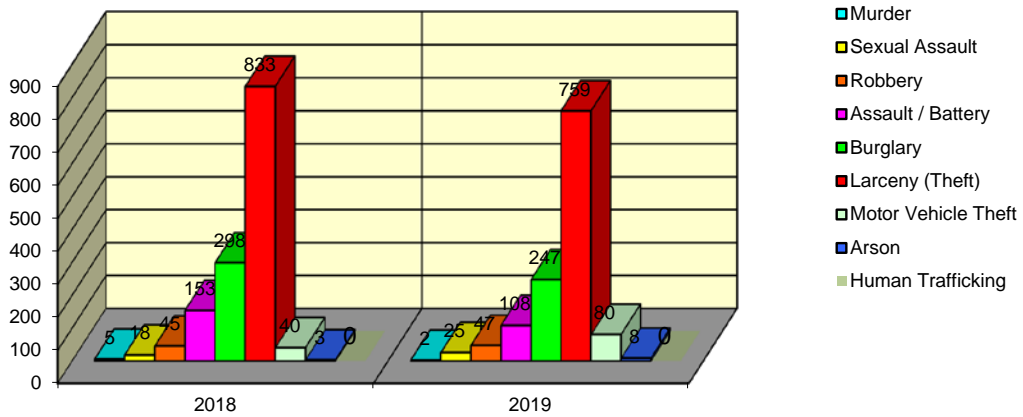


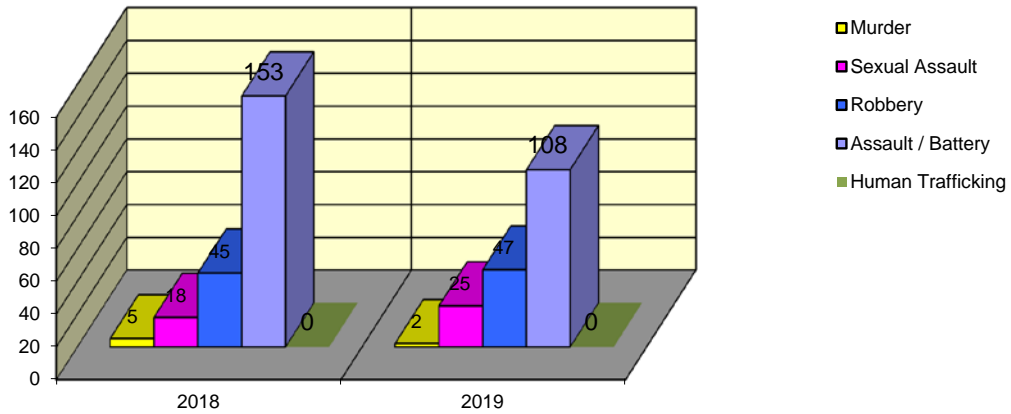
**CITY WIDE
PART I INDEX CRIMES BY OFFENSE HEADING
YEAR-TO-DATE COMPARISON
JANUARY - MARCH**

UCR	OFFENSE HEADING	2018		2019	
	MURDER		5		2
0110	Homicide - First Degree	5		2	
0130	Homicide - Second Degree	0		0	
	SEXUAL ASSAULT		18		25
0260	Sexual Assault - Criminal	14		17	
0261	Sexual Assault - Aggravated	4		4	
0262	Sexual Assault - Forcible Sodomy	0		0	
0280	Pred Criminal Sexual Assault Of A Child	0		3	
0281	Sexual Assault - With an Object	0		1	
	ROBBERY		45		47
0310	Robbery - Armed	1		8	
0320	Robbery - Criminal	1		2	
0330	Robbery - Aggravated	0		1	
0310	Robbery to Person - Armed	14		24	
0320	Robbery to Person - Criminal	27		11	
0330	Robbery to Person - Aggravated	2		1	
0325	Vehicular Hijacking	0		0	
0326	Vehicular Hijacking - Aggravated	0		0	
	AGG ASSAULT / AGG BATTERY		153		108
0410	Attempted Murder	0		0	
0410	Battery - Aggravated	49		33	
0480	Battery - Heinous	0		0	
0485	Battery to Child - Aggravated	0		0	
0488	Aggravated Domestic Battery	48		23	
0490	Ritual Mutilation	0		0	
0495	Battery to Senior Citizen - Aggravated	4		0	
0510	Assault - Aggravated	52		52	
	BURGLARY		298		247
0610	Burglary - Commercial	34		30	
0610	Burglary - Non Residential	48		53	
0625	Burglary - Residential	208		157	
0650	Home Invasion	8		7	
	THEFT (LARCENY)		833		759
0710	Theft from Motor Vehicle	2		2	
0720	Theft - Parts/Access of Motor Vehicle	9		26	
0730	Burglary - Parts/Access of Motor Vehicle	1		3	
0760	Burglary from Motor Vehicle	145		141	
0770	Vehicular Invasion (W/Intent To Commit Theft)	0		0	
0810	Theft - Over \$500	94		85	
0820	Theft - \$500 and Under	173		175	
0860	Theft - Retail	406		326	
0865	Theft - Delivery Container	0		0	
0870	Theft - Pocket Picking	0		0	
0880	Theft - Purse Snatching	3		1	
0890	Theft - From Building	0		0	
0895	Theft - Coin Operated Machine or Device	0		0	
	MOTOR VEHICLE THEFT		40		80
0910	Theft of Motor Vehicle	40		80	
	ARSON		3		8
1010	Arson - Criminal	2		5	
1025	Arson - Aggravated	0		2	
1310	Criminal Damage (By Fire Or Explosives)	1		1	
	HUMAN TRAFFICKING		0		0
1050	Commercial Sex Acts	0			
1055	Involuntary Servitude	0			
	GRAND TOTAL YEAR TO DATE		1,395		1,276

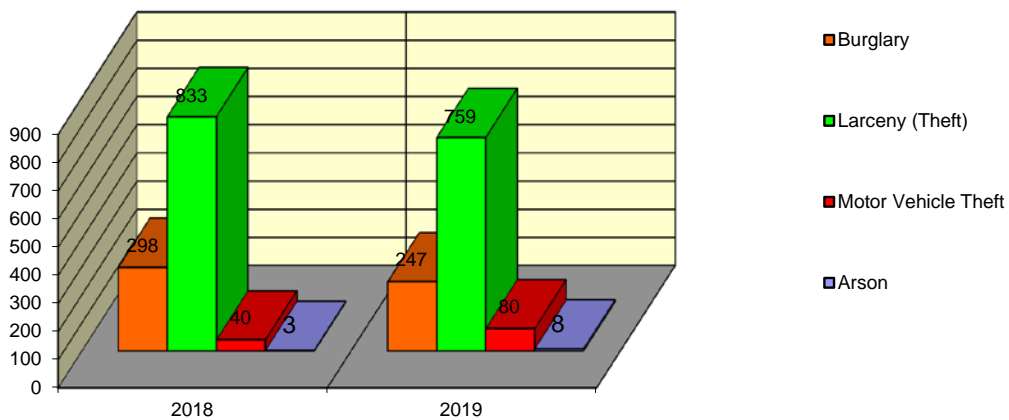
Springfield Police Department Part I Index Crimes - City Wide - Jan-March Comparison



Springfield Police Department Crimes Against Persons - City Wide - Jan-March Comparison



Springfield Police Department Crimes Against Property - City Wide - Jan-March Comparison



**CITY WIDE
PART I INDEX CRIMES BY OFFENSE HEADING
YEAR-TO-DATE COMPARISON
JANUARY - MARCH**

OFFENSE HEADING	2018	2019	CHANGE
Murder	5	2	-3
Sexual Assault	18	25	7
Robbery	45	47	2
Agg Assault / Agg Battery	153	108	-45
Burglary	298	247	-51
Theft (Larceny)	833	759	-74
Motor Vehicle Theft	40	80	40
Arson	3	8	5
Human Trafficking	0	0	0
GRAND TOTAL YTD	1,395	1,276	-9%

A 9% decrease in offenses scored for all Part I Index Crimes City Wide during the months of January - March 2019.

A 18% decrease in offenses scored for all Crimes Against Persons City Wide during the months of January - March 2019.

A 7% decrease in offenses scored for all Crimes Against Property City Wide during the months of January - March 2019.

CRIMES AGAINST PERSONS

OFFENSE HEADING	2018	2019
Murder	5	2
Sexual Assault	18	25
Robbery	45	47
Agg Assault / Agg Battery	153	108
Human Trafficking	0	0
TOTAL	221	182
TOTAL % CHANGE		-18%

CRIMES AGAINST PROPERTY

OFFENSE HEADING	2018	2019
Burglary	298	247
Theft (Larceny)	833	759
Motor Vehicle Theft	40	80
Arson	3	8
TOTAL	1,174	1,094
TOTAL % CHANGE		-7%