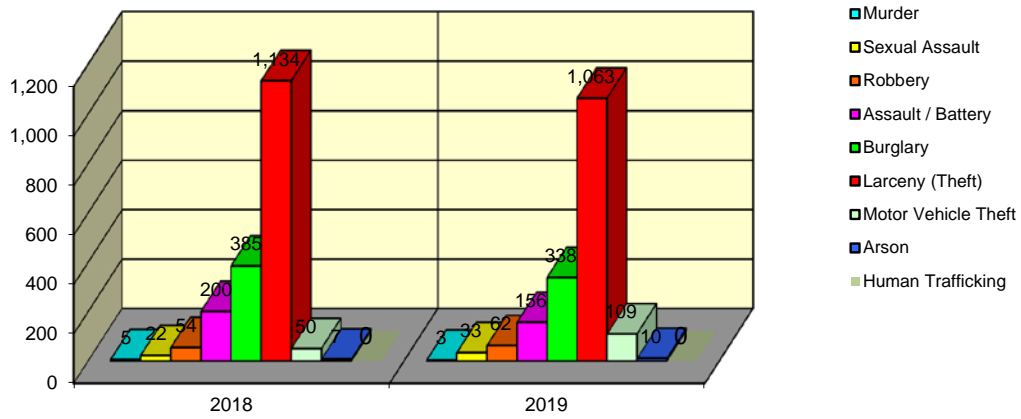


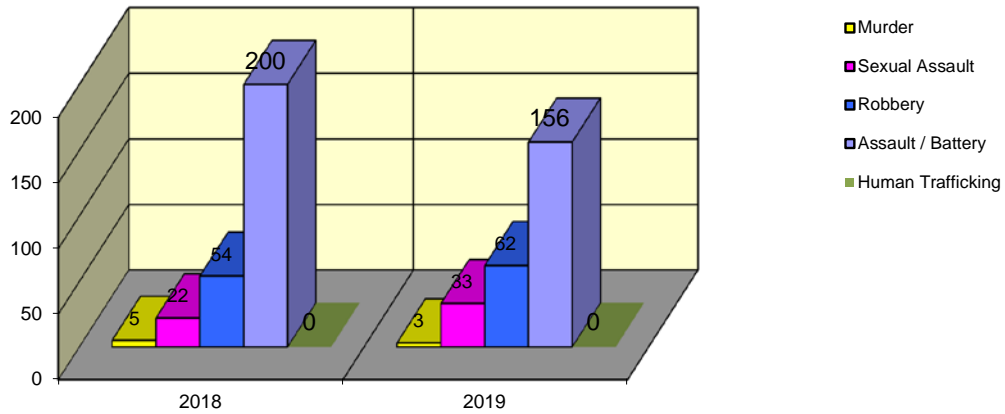
**CITY WIDE  
PART I INDEX CRIMES BY OFFENSE HEADING  
YEAR-TO-DATE COMPARISON  
JANUARY - APRIL**

UCR	OFFENSE HEADING	2018		2019	
	<b>MURDER</b>		<b>5</b>		<b>3</b>
0110	Homicide - First Degree	5		3	
0130	Homicide - Second Degree	0		0	
	<b>SEXUAL ASSAULT</b>		<b>22</b>		<b>33</b>
0260	Sexual Assault - Criminal	18		22	
0261	Sexual Assault - Aggravated	4		5	
0262	Sexual Assault - Forcible Sodomy	0		0	
0280	Pred Criminal Sexual Assault Of A Child	0		5	
0281	Sexual Assault - With an Object	0		1	
	<b>ROBBERY</b>		<b>54</b>		<b>62</b>
0310	Robbery - Armed	1		9	
0320	Robbery - Criminal	1		3	
0330	Robbery - Aggravated	0		2	
0310	Robbery to Person - Armed	20		29	
0320	Robbery to Person - Criminal	29		18	
0330	Robbery to Person - Aggravated	2		1	
0325	Vehicular Hijacking	1		0	
0326	Vehicular Hijacking - Aggravated	0		0	
	<b>AGG ASSAULT / AGG BATTERY</b>		<b>200</b>		<b>156</b>
0410	Attempted Murder	0		0	
0410	Battery - Aggravated	69		48	
0480	Battery - Heinous	0		0	
0485	Battery to Child - Aggravated	0		0	
0488	Aggravated Domestic Battery	61		31	
0490	Ritual Mutilation	0		0	
0495	Battery to Senior Citizen - Aggravated	4		0	
0510	Assault - Aggravated	66		77	
	<b>BURGLARY</b>		<b>385</b>		<b>338</b>
0610	Burglary - Commercial	41		37	
0610	Burglary - Non Residential	64		74	
0625	Burglary - Residential	264		217	
0650	Home Invasion	16		10	
	<b>THEFT (LARCENY)</b>		<b>1,134</b>		<b>1,063</b>
0710	Theft from Motor Vehicle	3		2	
0720	Theft - Parts/Access of Motor Vehicle	15		33	
0730	Burglary - Parts/Access of Motor Vehicle	2		3	
0760	Burglary from Motor Vehicle	182		191	
0770	Vehicular Invasion (W/Intent To Commit Theft)	0		2	
0810	Theft - Over \$500	130		129	
0820	Theft - \$500 and Under	238		239	
0860	Theft - Retail	561		463	
0865	Theft - Delivery Container	0		0	
0870	Theft - Pocket Picking	0		0	
0880	Theft - Purse Snatching	3		1	
0890	Theft - From Building	0		0	
0895	Theft - Coin Operated Machine or Device	0		0	
	<b>MOTOR VEHICLE THEFT</b>		<b>50</b>		<b>109</b>
0910	Theft of Motor Vehicle	50		109	
	<b>ARSON</b>		<b>7</b>		<b>10</b>
1010	Arson - Criminal	3		6	
1025	Arson - Aggravated	2		3	
1310	Criminal Damage (By Fire Or Explosives)	2		1	
	<b>HUMAN TRAFFICKING</b>		<b>0</b>		<b>0</b>
1050	Commercial Sex Acts	0		0	
1055	Involuntary Servitude	0		0	
	<b>GRAND TOTAL YEAR TO DATE</b>		<b>1,857</b>		<b>1,774</b>

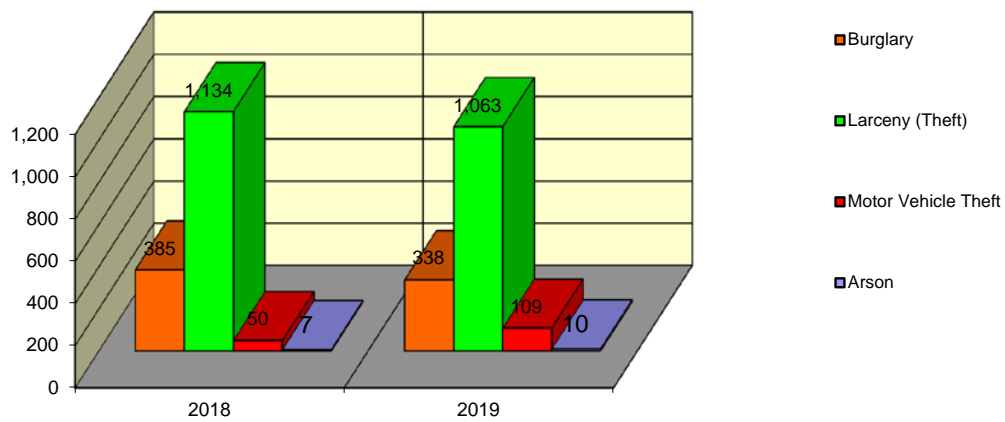
### Springfield Police Department Part I Index Crimes - City Wide - Jan-Apr Comparison



### Springfield Police Department Crimes Against Persons - City Wide - Jan-Apr Comparison



### Springfield Police Department Crimes Against Property - City Wide - Jan-Apr Comparison



**CITY WIDE  
PART I INDEX CRIMES BY OFFENSE HEADING  
YEAR-TO-DATE COMPARISON  
JANUARY - APRIL**

OFFENSE HEADING	2018	2019	CHANGE
Murder	5	3	-2
Sexual Assault	22	33	11
Robbery	54	62	8
Agg Assault / Agg Battery	200	156	-44
Burglary	385	338	-47
Theft (Larceny)	1134	1063	-71
Motor Vehicle Theft	50	109	59
Arson	7	10	3
Human Trafficking	0	0	0
<b>GRAND TOTAL YTD</b>	<b>1,857</b>	<b>1,774</b>	<b>-4%</b>

A 4% decrease in offenses scored for all Part I Index Crimes City Wide during the months of January - April 2019.

A 10% decrease in offenses scored for all Crimes Against Persons City Wide during the months of January - April 2019.

A 4% decrease in offenses scored for all Crimes Against Property City Wide during the months of January - April 2019.

**CRIMES AGAINST PERSONS**

OFFENSE HEADING	2018	2019
Murder	5	3
Sexual Assault	22	33
Robbery	54	62
Agg Assault / Agg Battery	200	156
Human Trafficking	0	0
<b>TOTAL</b>	<b>281</b>	<b>254</b>
<b>TOTAL % CHANGE</b>		<b>-10%</b>

**CRIMES AGAINST PROPERTY**

OFFENSE HEADING	2018	2019
Burglary	385	338
Theft (Larceny)	1,134	1,063
Motor Vehicle Theft	50	109
Arson	7	10
<b>TOTAL</b>	<b>1,576</b>	<b>1,520</b>
<b>TOTAL % CHANGE</b>		<b>-4%</b>