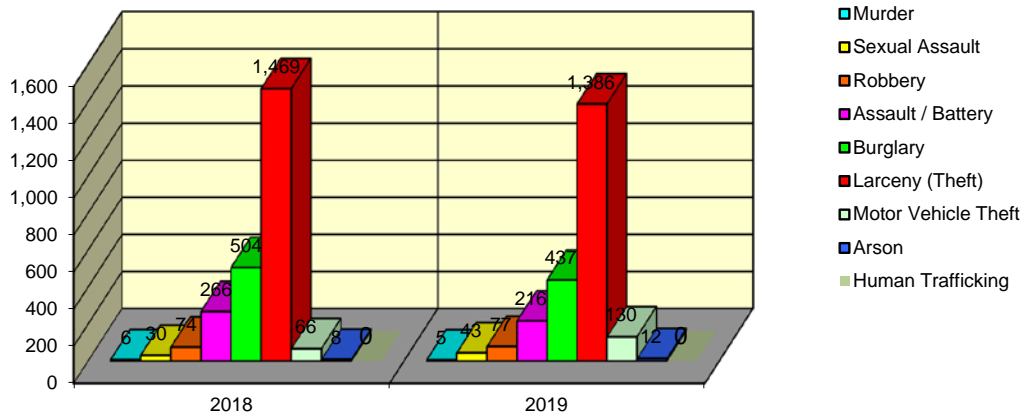


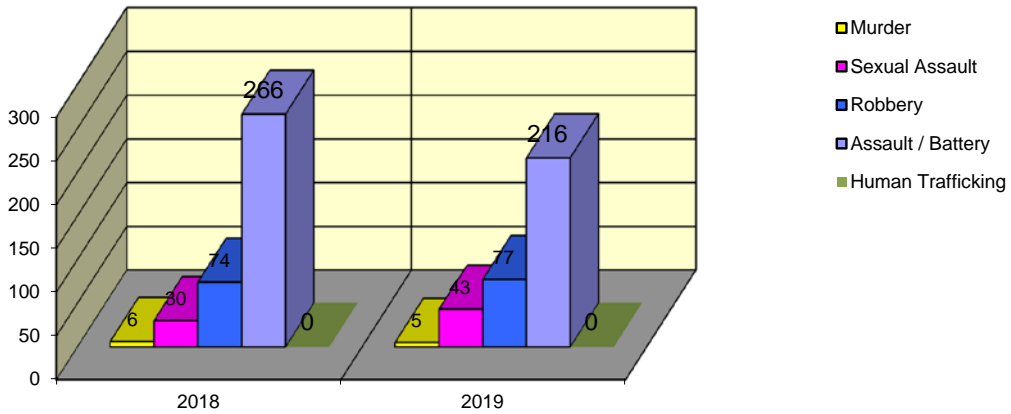
**CITY WIDE
PART I INDEX CRIMES BY OFFENSE HEADING
YEAR-TO-DATE COMPARISON
JANUARY - MAY**

| UCR | OFFENSE HEADING | 2018 | | 2019 | |
|------|---|------|--------------|------|--------------|
| | MURDER | | 6 | | 5 |
| 0110 | Homicide - First Degree | 6 | | 5 | |
| 0130 | Homicide - Second Degree | 0 | | 0 | |
| | SEXUAL ASSAULT | | 30 | | 43 |
| 0260 | Sexual Assault - Criminal | 26 | | 30 | |
| 0261 | Sexual Assault - Aggravated | 4 | | 6 | |
| 0262 | Sexual Assault - Forcible Sodomy | 0 | | 0 | |
| 0280 | Pred Criminal Sexual Assault Of A Child | 0 | | 6 | |
| 0281 | Sexual Assault - With an Object | 0 | | 1 | |
| | ROBBERY | | 74 | | 77 |
| 0310 | Robbery - Armed | 2 | | 9 | |
| 0320 | Robbery - Criminal | 1 | | 3 | |
| 0330 | Robbery - Aggravated | 0 | | 2 | |
| 0310 | Robbery to Person - Armed | 29 | | 38 | |
| 0320 | Robbery to Person - Criminal | 36 | | 24 | |
| 0330 | Robbery to Person - Aggravated | 3 | | 1 | |
| 0325 | Vehicular Hijacking | 2 | | 0 | |
| 0326 | Vehicular Hijacking - Aggravated | 1 | | 0 | |
| | AGG ASSAULT / AGG BATTERY | | 266 | | 216 |
| 0410 | Attempted Murder | 0 | | 0 | |
| 0410 | Battery - Aggravated | 99 | | 63 | |
| 0480 | Battery - Heinous | 0 | | 0 | |
| 0485 | Battery to Child - Aggravated | 0 | | 0 | |
| 0488 | Aggravated Domestic Battery | 70 | | 44 | |
| 0490 | Ritual Mutilation | 0 | | 0 | |
| 0495 | Battery to Senior Citizen - Aggravated | 6 | | 1 | |
| 0510 | Assault - Aggravated | 91 | | 108 | |
| | BURGLARY | | 504 | | 437 |
| 0610 | Burglary - Commercial | 47 | | 44 | |
| 0610 | Burglary - Non Residential | 87 | | 101 | |
| 0625 | Burglary - Residential | 349 | | 277 | |
| 0650 | Home Invasion | 21 | | 15 | |
| | THEFT (LARCENY) | | 1,469 | | 1,386 |
| 0710 | Theft from Motor Vehicle | 4 | | 4 | |
| 0720 | Theft - Parts/Access of Motor Vehicle | 20 | | 44 | |
| 0730 | Burglary - Parts/Access of Motor Vehicle | 2 | | 3 | |
| 0760 | Burglary from Motor Vehicle | 246 | | 279 | |
| 0770 | Vehicular Invasion (W/Intent To Commit Theft) | 0 | | 2 | |
| 0810 | Theft - Over \$500 | 175 | | 166 | |
| 0820 | Theft - \$500 and Under | 316 | | 311 | |
| 0860 | Theft - Retail | 701 | | 574 | |
| 0865 | Theft - Delivery Container | 0 | | 0 | |
| 0870 | Theft - Pocket Picking | 1 | | 1 | |
| 0880 | Theft - Purse Snatching | 3 | | 1 | |
| 0890 | Theft - From Building | 0 | | 0 | |
| 0895 | Theft - Coin Operated Machine or Device | 1 | | 1 | |
| | MOTOR VEHICLE THEFT | | 66 | | 130 |
| 0910 | Theft of Motor Vehicle | 66 | | 130 | |
| | ARSON | | 8 | | 12 |
| 1010 | Arson - Criminal | 4 | | 7 | |
| 1025 | Arson - Aggravated | 2 | | 4 | |
| 1310 | Criminal Damage (By Fire Or Explosives) | 2 | | 1 | |
| | HUMAN TRAFFICKING | | 0 | | 0 |
| 1050 | Commercial Sex Acts | 0 | | 0 | |
| 1055 | Involuntary Servitude | 0 | | 0 | |
| | GRAND TOTAL YEAR TO DATE | | 2,423 | | 2,306 |

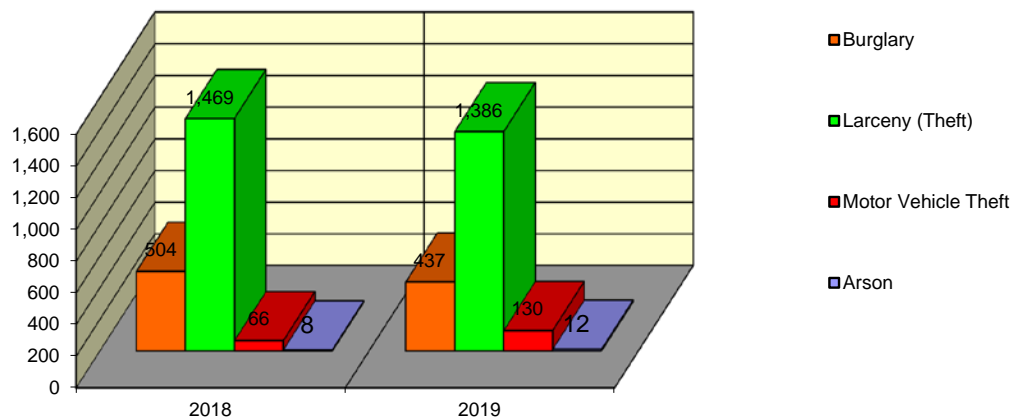
Springfield Police Department Part I Index Crimes - City Wide - Jan-May Comparison



Springfield Police Department Crimes Against Persons - City Wide - Jan-May Comparison



Springfield Police Department Crimes Against Property - City Wide - Jan-May Comparison



**CITY WIDE
PART I INDEX CRIMES BY OFFENSE HEADING
YEAR-TO-DATE COMPARISON
JANUARY - MAY**

| OFFENSE HEADING | 2018 | 2019 | CHANGE |
|---------------------------|--------------|--------------|------------|
| Murder | 6 | 5 | -1 |
| Sexual Assault | 30 | 43 | 13 |
| Robbery | 74 | 77 | 3 |
| Agg Assault / Agg Battery | 266 | 216 | -50 |
| Burglary | 504 | 437 | -67 |
| Theft (Larceny) | 1469 | 1386 | -83 |
| Motor Vehicle Theft | 66 | 130 | 64 |
| Arson | 8 | 12 | 4 |
| Human Trafficking | 0 | 0 | 0 |
| GRAND TOTAL YTD | 2,423 | 2,306 | -5% |

A 5% decrease in offenses scored for all Part I Index Crimes City Wide during the months of January - May 2019.

A 9% decrease in offenses scored for all Crimes Against Persons City Wide during the months of January - May 2019.

A 4% decrease in offenses scored for all Crimes Against Property City Wide during the months of January - May 2019.

CRIMES AGAINST PERSONS

| OFFENSE HEADING | 2018 | 2019 |
|---------------------------|------------|------------|
| Murder | 6 | 5 |
| Sexual Assault | 30 | 43 |
| Robbery | 74 | 77 |
| Agg Assault / Agg Battery | 266 | 216 |
| Human Trafficking | 0 | 0 |
| | | |
| TOTAL | 376 | 341 |
| TOTAL % CHANGE | | -9% |

CRIMES AGAINST PROPERTY

| OFFENSE HEADING | 2018 | 2019 |
|-----------------------|--------------|--------------|
| Burglary | 504 | 437 |
| Theft (Larceny) | 1,469 | 1,386 |
| Motor Vehicle Theft | 66 | 130 |
| Arson | 8 | 12 |
| | | |
| TOTAL | 2,047 | 1,965 |
| TOTAL % CHANGE | | -4% |