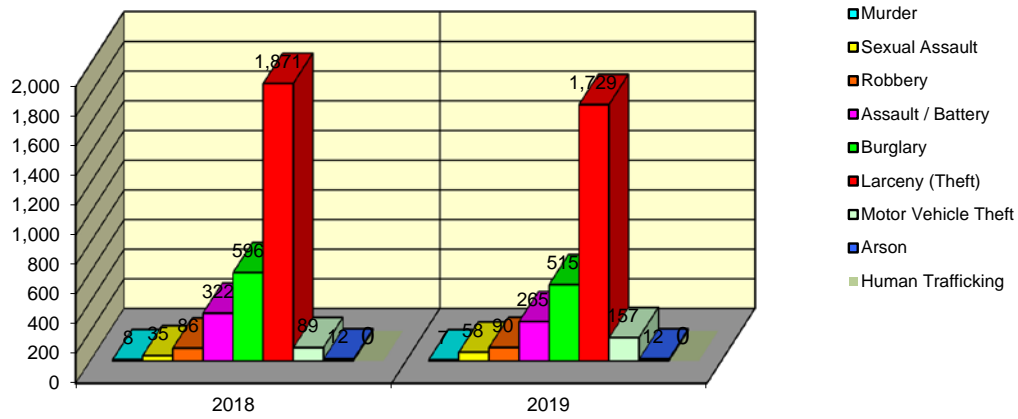


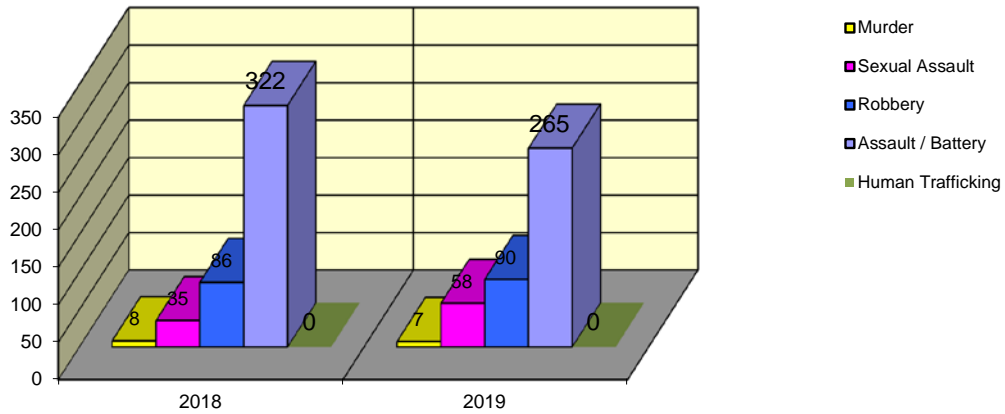
**CITY WIDE
PART I INDEX CRIMES BY OFFENSE HEADING
YEAR-TO-DATE COMPARISON
JANUARY - JUNE**

UCR	OFFENSE HEADING	2018		2019	
	MURDER		8		7
0110	Homicide - First Degree	8		7	
0130	Homicide - Second Degree	0		0	
	SEXUAL ASSAULT		35		58
0260	Sexual Assault - Criminal	28		40	
0261	Sexual Assault - Aggravated	6		8	
0262	Sexual Assault - Forcible Sodomy	0		0	
0280	Pred Criminal Sexual Assault Of A Child	1		9	
0281	Sexual Assault - With an Object	0		1	
	ROBBERY		86		90
0310	Robbery - Armed	3		10	
0320	Robbery - Criminal	1		3	
0330	Robbery - Aggravated	0		3	
0310	Robbery to Person - Armed	34		43	
0320	Robbery to Person - Criminal	41		30	
0330	Robbery to Person - Aggravated	4		1	
0325	Vehicular Hijacking	2		0	
0326	Vehicular Hijacking - Aggravated	1		0	
	AGG ASSAULT / AGG BATTERY		322		265
0410	Attempted Murder	0		0	
0410	Battery - Aggravated	125		84	
0480	Battery - Heinous	0		0	
0485	Battery to Child - Aggravated	0		0	
0488	Aggravated Domestic Battery	79		53	
0490	Ritual Mutilation	0		0	
0495	Battery to Senior Citizen - Aggravated	6		1	
0510	Assault - Aggravated	112		127	
	BURGLARY		596		515
0610	Burglary - Commercial	57		53	
0610	Burglary - Non Residential	110		124	
0625	Burglary - Residential	406		319	
0650	Home Invasion	23		19	
	THEFT (LARCENY)		1,871		1,729
0710	Theft from Motor Vehicle	7		5	
0720	Theft - Parts/Access of Motor Vehicle	29		52	
0730	Burglary - Parts/Access of Motor Vehicle	2		3	
0760	Burglary from Motor Vehicle	310		347	
0770	Vehicular Invasion (W/Intent To Commit Theft)	1		2	
0810	Theft - Over \$500	242		209	
0820	Theft - \$500 and Under	412		407	
0860	Theft - Retail	861		701	
0865	Theft - Delivery Container	0		0	
0870	Theft - Pocket Picking	2		1	
0880	Theft - Purse Snatching	3		1	
0890	Theft - From Building	0		0	
0895	Theft - Coin Operated Machine or Device	2		1	
	MOTOR VEHICLE THEFT		89		157
0910	Theft of Motor Vehicle	89		157	
	ARSON		12		12
1010	Arson - Criminal	7		7	
1025	Arson - Aggravated	2		4	
1310	Criminal Damage (By Fire Or Explosives)	3		1	
	HUMAN TRAFFICKING		0		0
1050	Commercial Sex Acts	0		0	
1055	Involuntary Servitude	0		0	
	GRAND TOTAL YEAR TO DATE		3,019		2,833

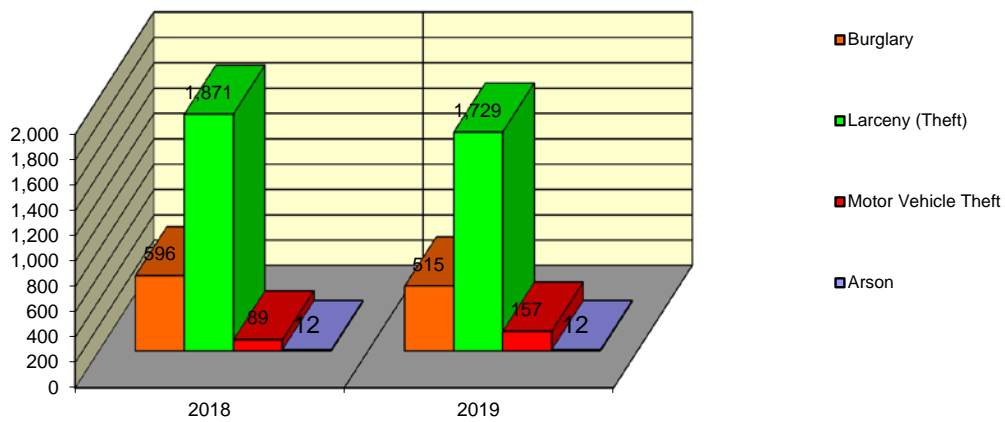
Springfield Police Department Part I Index Crimes - City Wide - Jan-Jun Comparison



Springfield Police Department Crimes Against Persons - City Wide - Jan-Jun Comparison



Springfield Police Department Crimes Against Property - City Wide - Jan-Jun Comparison



**CITY WIDE
PART I INDEX CRIMES BY OFFENSE HEADING
YEAR-TO-DATE COMPARISON
JANUARY - JUNE**

OFFENSE HEADING	2018	2019	CHANGE
Murder	8	7	-1
Sexual Assault	35	58	23
Robbery	86	90	4
Agg Assault / Agg Battery	322	265	-57
Burglary	596	515	-81
Theft (Larceny)	1871	1729	-142
Motor Vehicle Theft	89	157	68
Arson	12	12	0
Human Trafficking	0	0	0
GRAND TOTAL YTD	3,019	2,833	-6%

A 6% decrease in offenses scored for all Part I Index Crimes City Wide during the months of January - June 2019.

A 7% decrease in offenses scored for all Crimes Against Persons City Wide during the months of January - June 2019.

A 6% decrease in offenses scored for all Crimes Against Property City Wide during the months of January - June 2019.

CRIMES AGAINST PERSONS

OFFENSE HEADING	2018	2019
Murder	8	7
Sexual Assault	35	58
Robbery	86	90
Agg Assault / Agg Battery	322	265
Human Trafficking	0	0
TOTAL	451	420
TOTAL % CHANGE		-7%

CRIMES AGAINST PROPERTY

OFFENSE HEADING	2018	2019
Burglary	596	515
Theft (Larceny)	1,871	1,729
Motor Vehicle Theft	89	157
Arson	12	12
TOTAL	2,568	2,413
TOTAL % CHANGE		-6%